



DC COMPONENTS CO., LTD.
RECTIFIER SPECIALISTS

BAS40
BAS40-04
BAS40-05
BAS40-06

TECHNICAL SPECIFICATIONS OF SURFACE MOUNT SCHOTTKY BARRIER DIODES
VOLTAGE - 40 Volts CURRENT - 0.2 Ampere

FEATURES

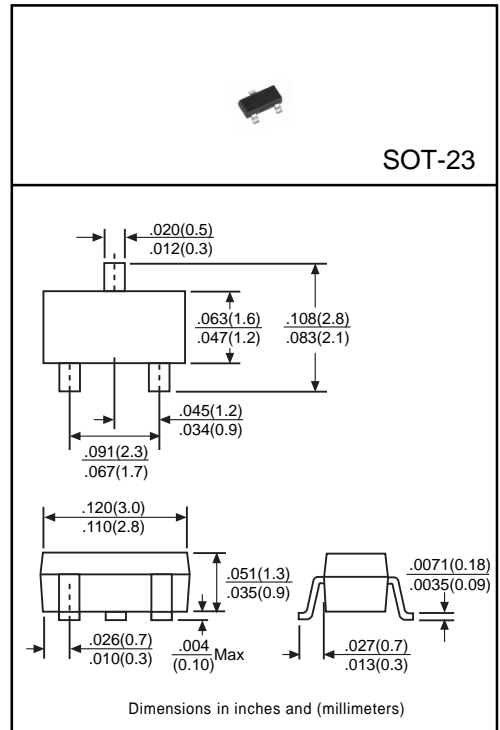
- * For general purpose applications
- * Low forward voltage drop.
- * Fast switching time.
- * Protected by a PN junction guard ring against excessive voltage, such as electrostatic discharge(ESD).

MECHANICAL DATA

- * Case: Molded plastic
- * Epoxy: UL 94V-0 rate flame retardant
- * Terminals: Solder plated, solderable per MIL-STD-202E, Method 208 guaranteed
- * Mounting position: Any
- * Weight: 0.008 grams Approx.

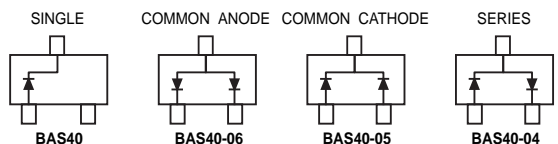
MAXIMUM RATINGS AND ELECTRICAL CHARACTERISTICS

Ratings at 25°C ambient temperature unless otherwise specified.
Single phase, half wave, 60Hz, resistive or inductive load.
For capacitive load, derate current by 20%.



	SYMBOL	BAS40	BAS40-04	BAS40-05	BAS40-06	UNITS
Maximum Recurrent Peak Reverse Voltage	V _{RRM}			40		Volts
Maximum RMS Voltage	V _{RMS}			28		Volts
Maximum DC Blocking Voltage	V _{DC}			40		Volts
Maximum Average Forward Rectified Current at TA=25°C	I _O			0.2		Amps
Peak Forward Surge Current at t=1.0S	I _{FSM}			0.6		Amps
Maximum Instantaneous Forward Voltage	V _F	1.0 @ I _F =40mA				Volts
		0.38 @ I _F =1mA				
Maximum DC Reverse Current at TA=25°C, VR=25V	I _R			1.0		µAmps
Typical Junction Capacitance (Note)	C _J			5.0		pF
Storage Operating Temperature Range	T _J , T _{STG}			-55 to +150		°C

NOTES : Measured at 1 MHz and applied reverse voltage of 0 volts.



Pin Configuration (Top View)

RATING AND CHARACTERISTIC CURVES (BAS40, BAS40-04/05/06)

FIG. 1 - TYPICAL FORWARD CURRENT DERATING CURVE

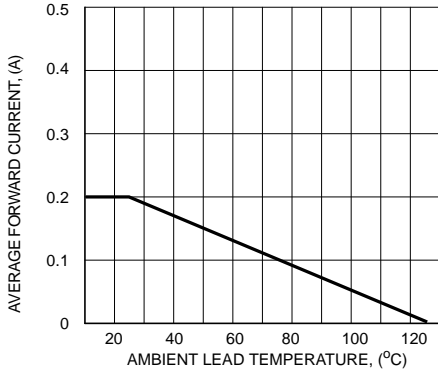


FIG. 2 - TYPICAL INSTANTANEOUS FORWARD CHARACTERISTICS

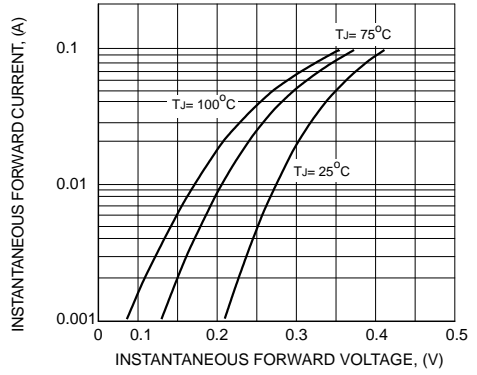


FIG. 3 - TYPICAL REVERSE CHARACTERISTICS

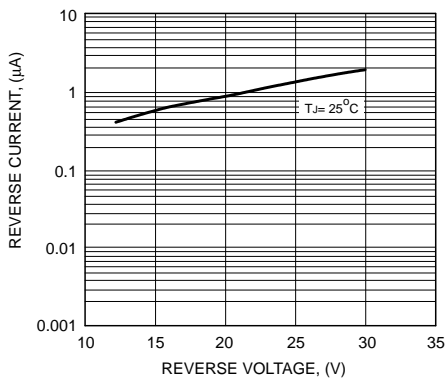


FIG. 4 - TYPICAL REVERSE CHARACTERISTICS

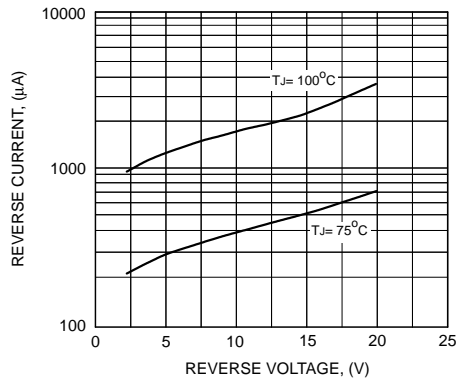


FIG. 5 - TYPICAL JUNCTION CAPACITANCE

