



**Sparkle Power Inc.**  
A Leading Power Supply Manufacturer  
Web site: [www.sparklepower.com](http://www.sparklepower.com)

## **FSP550PLGR-SLI (SLI Ready)** 550 Watts EPS12V & ATX12V Switching Power Supply

### Features

- Complied with EPS12V and ATX12V standard
- Active Power Factor Correction (PFC) meet EN61000-3-2
- High efficiency and reliability
- Compatible with European Union Directive 2002/95/EC (Restriction on Hazardous Substances).
- Remote ON/OFF function
- Internal 12V DC fan included
- Noise Killer (thermal fan speed control function)
- Low noise and ripple
- Output over voltage, short circuit, and over current protection
- 100% Hi-pot, ATE, and burn-in tested
- Re-settable power shut down
- Complies with FCC part 15 subpart J class B, and CISPR 22 class B
- Approved by UL60950, CSA C22.2 NO. 60950, TUV EN60950 or VDE EN60950, NEMKO EN60950 (CB Report), CE

### Input Characteristics

**Input Range:** 90 ~ 265Vac (RMS), Full Range Input  
**Frequency:** 47 ~ 63Hz  
**Input Current:** 10A (RMS) @115Vac, 5A (RMS) @230Vac  
**Inrush Current:** 80A Max for 115Vac, 120A Max for 230Vac Cold Start

### Output Characteristics

Output Voltage	Minimum Load	Maximum Load	Load Reg.	Line Reg.	Ripple & Noise
+3.3V	0.4A	27A	+ 5%/-4%	± 1%	50mV P-P
+5V	3.0A	29A	+ 5%/-4%	± 1%	50mV P-P
+12V	1.5A	36A	+ 5%/-4%	± 1%	120mV P-P
-5V	0.0A	0.3A	± 10%	± 2%	120mV P-P
-12V	0.0A	0.8A	+ 9%/-5%	± 2%	120mV P-P
+5Vsb	0.0A	2.0A	+ 5%/-4%	± 1%	50mV P-P

\*+3.3V and +5V total output not exceed 150W

\* +3.3V, +5V, and +12V total output cannot exceed 528W

**Sparkle Power Inc.**  
**Main Office**  
1000 Rock Avenue  
San Jose, CA 95131  
TEL: 408-519-8888  
FAX: 408-519-9999  
E-MAIL: [info@sparklepower.com](mailto:info@sparklepower.com)

**Sparkle Power Inc.**  
**Los Angeles Office**  
17071 Green Drive  
City of Industry, CA 91745  
TEL: 626-839-7180  
FAX: 626-839-3395

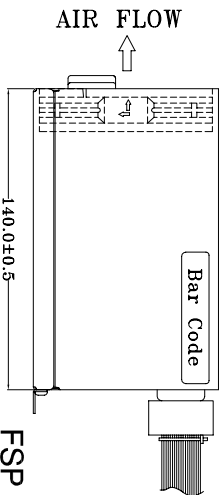
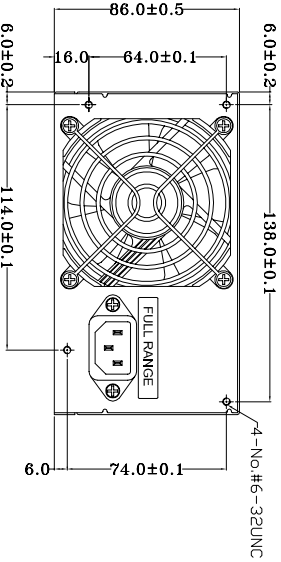
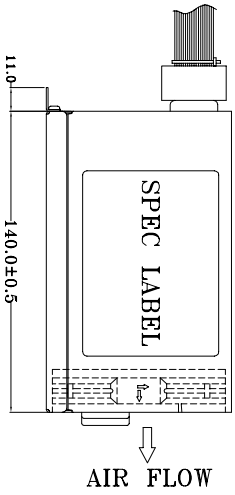
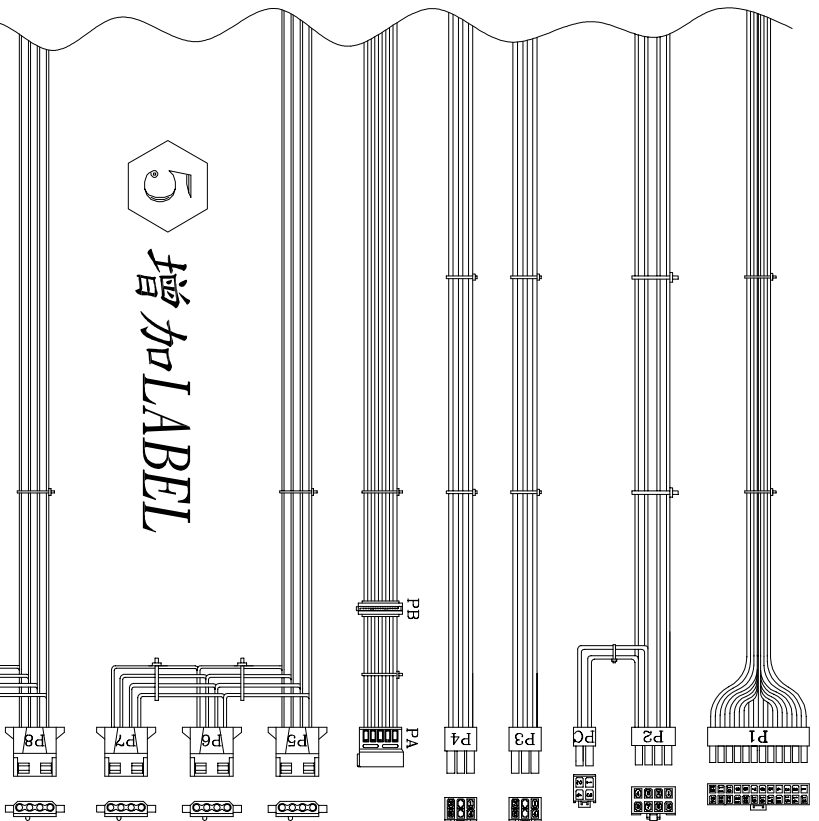
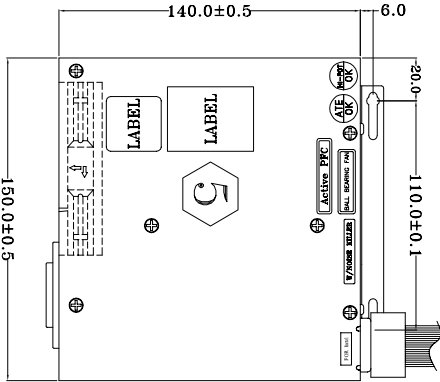
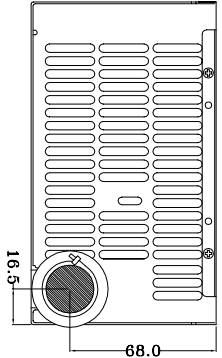
**Sparkle Power Inc.**  
**Colorado Office**  
1316 Indian Paintbrush Lane  
Longmont, CO 80503  
TEL: 303-776-3281  
FAX: 303-776-7645



### Specification

- **Temperature Range:** Operating: 0°C ~ +25°C on full load; storage & shipping: -20°C ~ +80°C
- **Humidity:** 5 ~ 95% on operating and storage
- **Dielectric Withstand:** Primary frame ground 1800V AC for 1 second
- **Efficiency:** 63% minimum measured at nominal AC main voltage and frequency with maximum load on all outputs
- **Rise time:** Less than 20ms
- **Hold-up Time:** 17ms minimum at nominal input voltage
- **Power Good Signal:** Power on delay time 100 ~ 500ms, off delay 1ms minimum (TTL and CMOS compatible)
- **Leakage Current:** Less than 3.5mA
- **MTBF:** 100,000 hours on maximum load at +25°C
- **Dimensions (LxWxH):** 140x150x86mm/5.5x5.9x3.4in

REF ID	NO	SIGNAL	WIRE COLOR	CONDUCTOR TYPE	CABLE LENGTH
P1	1	+3.3VDC	ORANGE	NO.12X 22#AWG	500±15mm
	2	+3.3VDC	ORANGE	NO.12X 22#AWG	
	3	COM	BLACK	18 or EQUIV.	
	4	+5VDC	RED	18 or EQUIV.	
	5	COM	BLACK	18	
	6	+5VDC	RED	18	
	7	+5VDC	RED	18	
	8	PS-ON	GRAY	18	
	9	+5V6A	PURPLE	18	
	10	+12V	YELLOW	18	
P2	1	+12V	YELLOW	18	500±15mm
	2	+3.3VDC	ORANGE	18	
	3	+3.3VDC	ORANGE	18	
	4	COM	BLACK	18	
	5	+12V	YELLOW	18	
	6	+12V	YELLOW	18	
	7	+12V	YELLOW	18	
	8	+12V	YELLOW	18	
	9	+12V	YELLOW	18	
	10	+12V	YELLOW	18	
P3	1	+12V	YELLOW	18	500±15mm
	2	+12V	YELLOW	18	
	3	COM	BLACK	18	
	4	COM	BLACK	18	
P4	1	+12V	YELLOW	18	200±10mm
	2	COM	BLACK	18	
	3	+5V	RED	18	
	4	COM	BLACK	18	
P5	1	+3.3VDC	ORANGE	18	500±15mm
	2	COM	BLACK	18	
	3	+5V	RED	18	
	4	+5V	RED	18	
P6	1	+12V	YELLOW	18	155±10mm
	2	COM	BLACK	18	
	3	COM	BLACK	18	
	4	+5V	RED	18	
P7	1	+12V	YELLOW	18	155±10mm
	2	COM	BLACK	18	
	3	COM	BLACK	18	
	4	+5V	RED	18	
P8	1	+12V	YELLOW	18	100±10mm
	2	COM	BLACK	18	
	3	+12V	YELLOW	18	
	4	+12V	YELLOW	18	



FSP P/N.:9PA5500104  
SPI P/N.:FSP550PLGR-SLI

NOTE:

1. ALL THE LENGTH OF OUTPUT WIRES EXCLUDE HOUSING.
2. 產地標籤依業務指示加貼.

UNIT:mm

MODEL NO. : FSP550-60PLG(S032)	TITLE: ASSY	SHEET: 1 OF 1	REV:05
R&D	PE	DRAWN	DATE
INTERIOR COUNTERSIGN:		May.15.2006	樂家龍