

300 mW DO-34 Hermetically Sealed Glass Switching Diodes



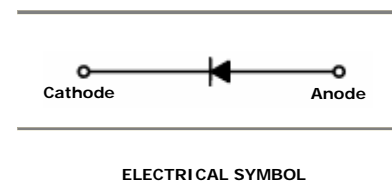
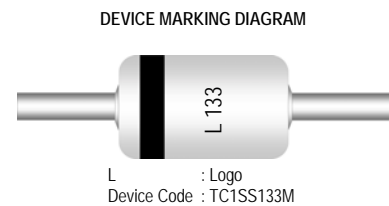
Absolute Maximum Ratings $T_A = 25^\circ\text{C}$ unless otherwise noted

Symbol	Parameter	Value	Units
P_D	Power Dissipation	300	mW
T_{STG}	Storage Temperature Range	-65 to +150	$^\circ\text{C}$
T_J	Operating Junction Temperature	+175	$^\circ\text{C}$
W_{IV}	Working Inverse Voltage	90	V
I_O	Average Rectified Current	150	mA
I_{FM}	Non-repetitive Peak Forward Current	450	mA
I_{FSURGE}	Peak Forward Surge Current (Pulse Width = 1.0 μsecond)	2	A

These ratings are limiting values above which the serviceability of the diode may be impaired.

Specification Features:

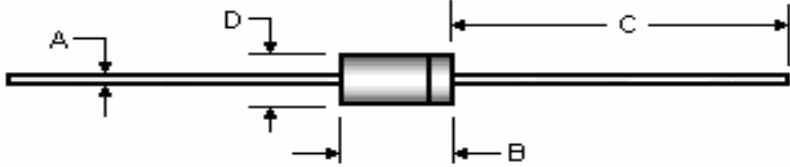
- Fast Switching Device ($T_{RR} < 4.0$ nS)
- DO-34 Package (JEDEC DO-204)
- Through-Hole Device Type Mounting
- Hermetically Sealed Glass
- Compression Bonded Construction
- All External Surfaces Are Corrosion Resistant And Lads Are Readily Solderable
- RoHS Compliant
- Solder Hot Dip Tin (Sn) Terminal Finish
- Cathode Indicated By Polarity Band



Electrical Characteristics $T_A = 25^\circ\text{C}$ unless otherwise noted

Symbol	Parameter	Test Condition	Limits		Unit
			Min	Max	
B_V	Breakdown Voltage	$I_R=500\text{nA}$	80		Volts
I_R	Reverse Leakage Current	$V_R=80\text{V}$		500	nA
V_F	Forward Voltage	$I_F=100\text{mA}$		1.2	Volts
T_{RR}	Reverse Recovery Time	$I_F=I_R=10\text{mA}$ $R_L=100\Omega$ $I_{RR}=1\text{mA}$		4	nS
C	Capacitance	$V_R=0\text{V}, f=1\text{MHz}$		4	pF

Package Outline

Package	Case Outline				
DO-34					
	DO-34				
	DIM	Millimeters		Inches	
		Min	Max	Min	Max
	A	0.46	0.55	0.018	0.022
	B	2.16	3.04	0.085	0.120
C	25.40	38.10	1.000	1.500	
D	1.27	1.90	0.050	0.075	


Notes:

1. All dimensions are within JEDEC standard.
2. DO34 polarity denoted by cathode band.

This datasheet presents technical data of Tak Cheong's Switching Diodes. Complete specifications for the individual devices are provided in the form of datasheets. A comprehensive Selector Guide is included to simplify the task of choosing the best set of components required for a specific application. For additional information, please visit our website <http://www.takcheong.com>.

Although information in this datasheet has been carefully checked, no responsibility for the inaccuracies can be assumed by Tak Cheong. Please consult your nearest Tak Cheong's sales office for further assistance.

Tak Cheong reserves the right to make changes without further notice to any products herein to further improve reliability, function or design, cost and productivity.

TAK CHEONG® and  are registered trademarks of Tak Cheong Electronics (Holdings) Co., Ltd.