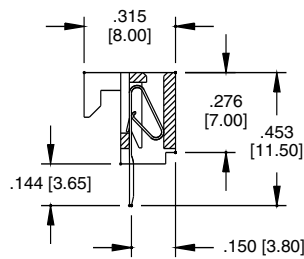
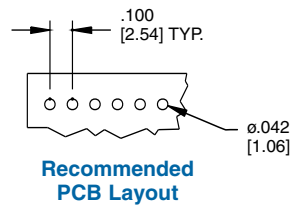
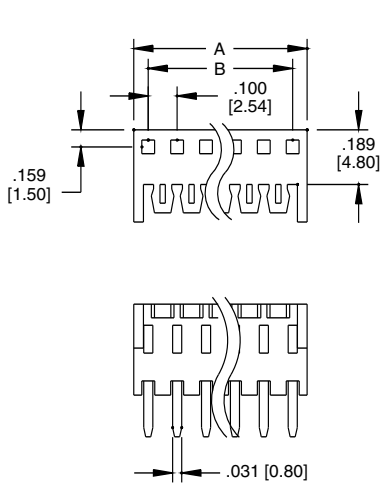


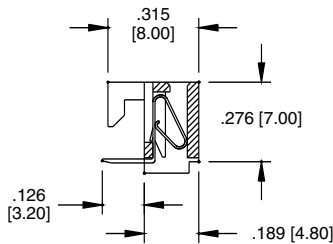
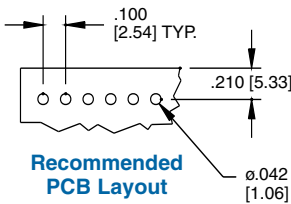
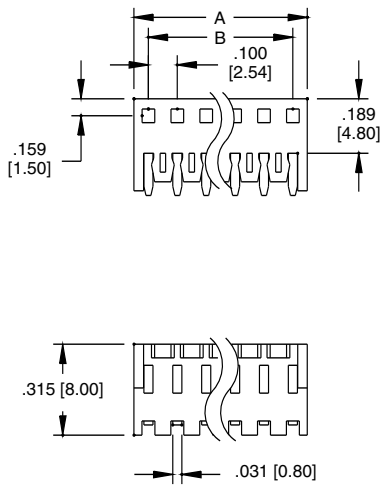
PCE-A



**Top Entry
PCE-A-05**

A = .100 [2.54] x No. of Positions
B = .100 [2.54] x No. of Spaces

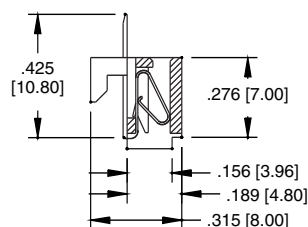
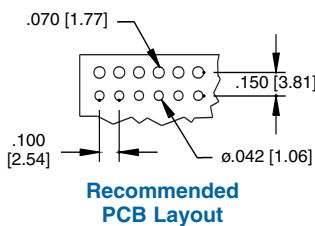
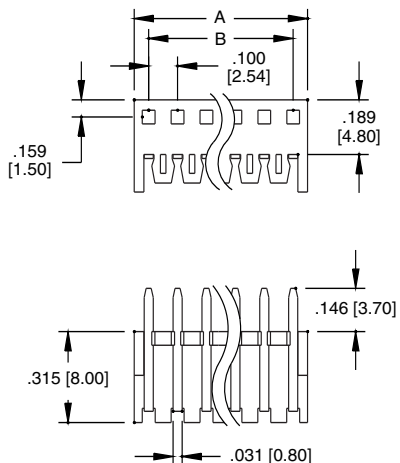
PCE-B



**Side Entry
PCE-B-07**

A = .100 [2.54] x No. of Positions
B = .100 [2.54] x No. of Spaces

PCE-C



**Bottom Entry
PCE-C-06**

A = .100 [2.54] x No. of Positions
B = .100 [2.54] x No. of Spaces