

CRYSTAL CONTROLLED OSCILLATORS

SURFACE MOUNT 3.3V LVPECL CLOCK



FPLA543

ABSOLUTE MAXIMUM RATINGS

TABLE 1.0

PARAMETER	UNITS	MINIMUM	NOMINAL	MAXIMUM	UNITS	NOTE
Storage Temperature		-40	-	85	°C	
Supply Voltage	(Vcc)	-0.5	-	7.0	Vdc	

OPERATING SPECIFICATIONS

TABLE 2.0

PARAMETER		MINIMUM	NOMINAL	MAXIMUM	UNITS	NOTE
Center Frequency	(Fo)	44.736	-	200	MHz	
Total Frequency Tolerance		-20	-	20	ppm	1
Operating Temperature Range		0	-	70	°C	
Supply Voltage	(Vcc)	3.135	3.3	3.465	Vdc	
Supply Current	(Icc)	-	-	60	mA	
Jitter (BW=10Hz to 20MHz)		-	-	5	pS RMS	
Jitter (BW=12kHz to 20MHz)		-	-	1	pS RMS	

PECL OUTPUT CHARACTERISTICS

TABLE 4.0

PARAMETER		MINIMUM	NOMINAL	MAXIMUM	UNITS	NOTE
LOAD		-	-	50	Ohms	2
Voltage (High)	(Voh)	2.275	-	-	Vdc	
Voltage (Low)	(Vol)	-	-	1.68	Vdc	
Duty Cycle		45	50	55	%	3
Rise / Fall Time 20% to 80%		-	-	1	nS	

PACKAGE CHARACTERISTICS

TABLE 5.0

Package	Non-hermetic package consisting of an FR4 substrate with grounded metal cover.
---------	--

PROCESS RECOMMENDATIONS

TABLE 6.0

Solder Reflow	The component solder used internal to this device has a melting point of 221°C. The peak temperature inside the device should be less than or equal to 220°C for a maximum of 10 seconds
Wash	Ultrasonic cleaning is not recommended.

Notes

- Includes initial tolerance, deviation over temperature, supply and load variations, shock, vibration and 10 years aging.
- Output must be terminated into 50 ohms to Vcc - 2V or Thevenin equivalent.
- Duty Cycle measured at 1.977V

DESCRIPTION

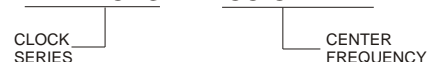
The Connor-Winfield FPLA543 is a fixed frequency, surface mount Crystal Controlled Oscillator (XO) designed for applications requiring low jitter and a ± 20 ppm overall stability. Operating at 3.3V supply voltage, the FPLA543 provides LVPECL Differential

FEATURES

- 3.3V OPERATION
- LVPECL DIFFERENTIAL OUTPUTS
- LOW JITTER <1pS RMS
- OVERALL FREQUENCY TOLERANCE ± 20 PPM
- SURFACE MOUNT PACKAGE
- TAPE AND REEL PACKAGING

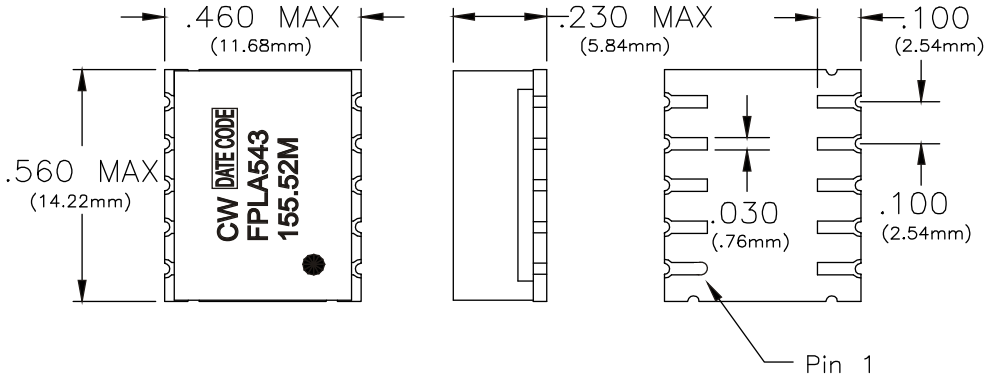
ORDERING INFORMATION

FPLA543 - 155.52MHz



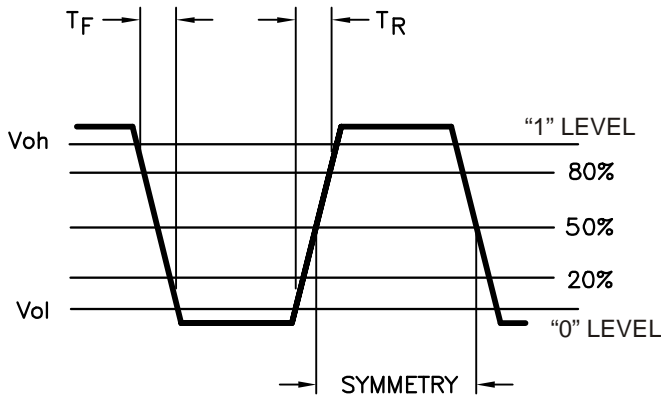
Specifications subject to change without notice.

CRYSTAL CONTROLLED OSCILLATORS

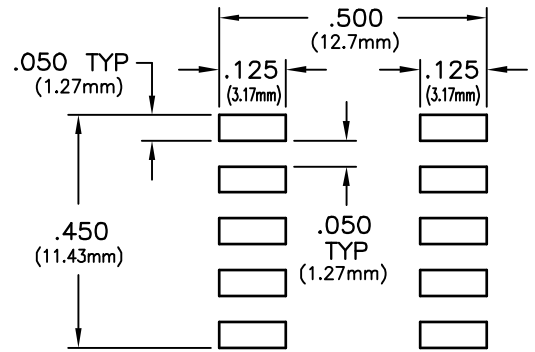


PIN	CONNECTION
1	N/C
2	Q OUTPUT
3	N/C
4	GROUND
5	N/C
6	N/C
7	Q OUTPUT
8	N/C
9	Vcc
10	N/C

OUTPUT WAVEFORM



SUGGESTED PAD LAYOUT



TEST CIRCUIT

