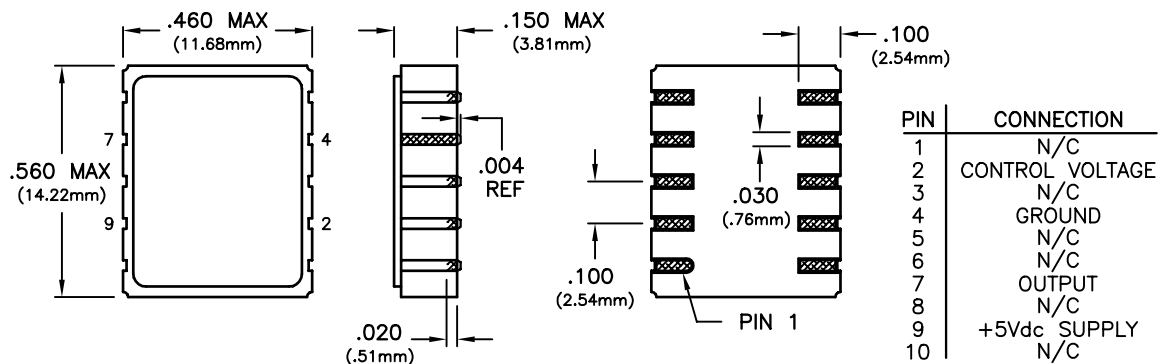


ACMOS VCXO SURFACE MOUNT OSCILLATORS

SPECIFICATIONS	VSA61***	VSA62***	VSA63***	VSA64***
Frequency Range	30MHz to 100MHz			
Frequency Stability	±25ppm	±50ppm	±100ppm	±20ppm
Temperature Range	-40°C to +85°C			
Waveform	CMOS Squarewave , TTL Compatible			
Load	50pF			
Output	Voltage <u>Voh</u>	4.40V Minimum		
	<u>Vol</u>	0.44V Maximum		
	Current <u>Ioh</u>	-24mA (-16mA above 50MHz)		
	<u>Iol</u>	24mA (16mA above 50MHz)		
	Duty Cycle	45/55 Maximum Measured @ 2.5Vdc		
Rise/Fall Time	3nS			
Jitter	10pS RMS Maximum (1 Sigma)			
Frequency Control	Control Voltage Code (add to model number)			
	0	0.5 to 4.5Vdc	Positive Transfer Characteristic	
	1	0.0 to 5.0Vdc		
	Deviation Code (add to model number)			
	12	100 (±50ppm Minimum)		
	15	150 (±75ppm Minimum)		
	16	160 (±80ppm Minimum) Not available above 65MHz		
	22	200 (±100ppm Minimum) Not available above 65MHz		
	Center Frequency	2.5Vdc ±0.5Vdc		
	Monotonic Linearity	< ±10%		
Input Impedance	≥50K ohm at ≤10KHz			
Modulation Bandwidth	≥15KHz			
Supply Voltage	+5Vdc ±5%			
Supply Current	60mA Maximum			
Package	Hermetically sealed, leadless ceramic package			
Optional Suffix	T	Duty Cycle 45/55 Maximum Measured @1.4Vdc		



ACMOS VCXO SURFACE MOUNT OSCILLATORS

EXAMPLE MODEL NUMBER:

V S A 6 1 0 1 2 / 4 4 . 7 3 6 M H z

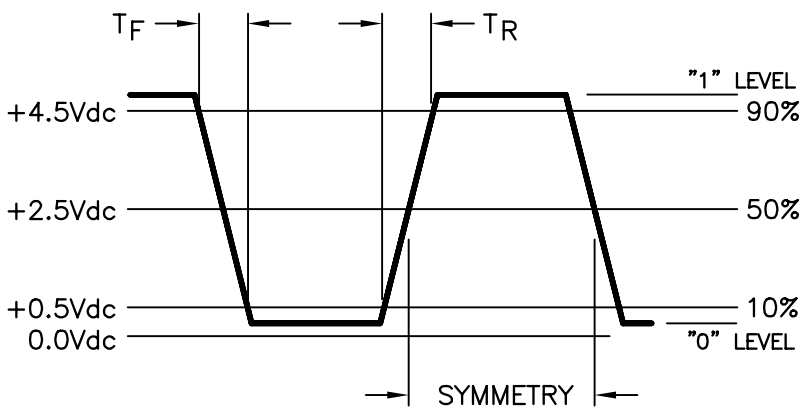
SURFACE MOUNT
VCXO SERIES

CENTER FREQUENCY

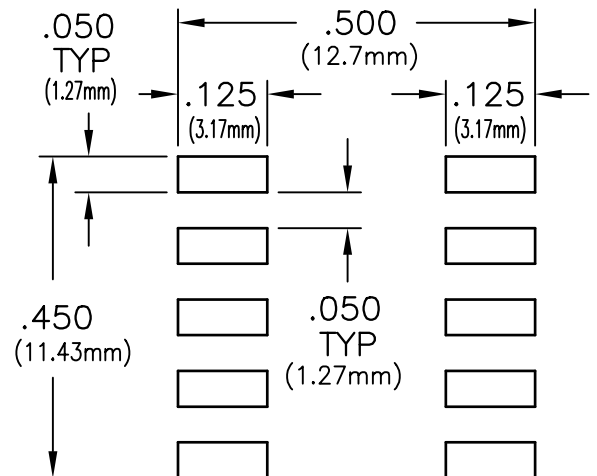
CONTROL VOLTAGE
0.5 to 4.5Vdc

MINIMUM DEVIATION OF
 ± 50 ppm OVER
CONTROL VOLTAGE RANGE

OUTPUT WAVEFORM



SUGGESTED PAD LAYOUT



TEST CIRCUIT

