

Features

- 650 nm and 780 nm Wavelengths Supported
- 150 MHz Data Channel Bandwidth
- Fast Settling Time
- 4 Configurable Gain Steps
- 12 Photo Diodes
- Low Offset Voltage
- Power-down Mode
- Pb-free Optical 16-pin Package

Applications

- DVD +RW with CD-RW Capability
- DVD -RW with CD-RW Capability
- DVD-RAM with CD-RW Capability
- DVD 18x Application
- Recordable Optical Data Storage Devices

1. Description

The ATR0874 is a Photo Detector Integrated Circuit (PDIC) for operation in high speed DVD applications like DVD-RAM and DVD+/-RW at a wavelength of 650 nm and CD-RW at a wavelength of 780 nm. It includes 10 channels with 4 different gain steps. The four channels A, B, C, D are high speed channels whereas the channels E1G1, E2G2, F1H1, F2H2 are high gain channels at average speed for tracking control, sector information etc.. The remaining two channels RF+ and RF- are RF paraphase outputs. Channels A to D are summed together at the RF outputs.

Setting of the gain and entering/exiting sleep mode is controlled using the two tri-state inputs SW1 and SW2.

All channels are set to tri-state during sleep mode.

Due to its small package size the ATR0874 is especially suited for application with low height requirements like SLIM and UltraSLIM drives.



10-channel High Speed Photo Detector IC for DVD/CD

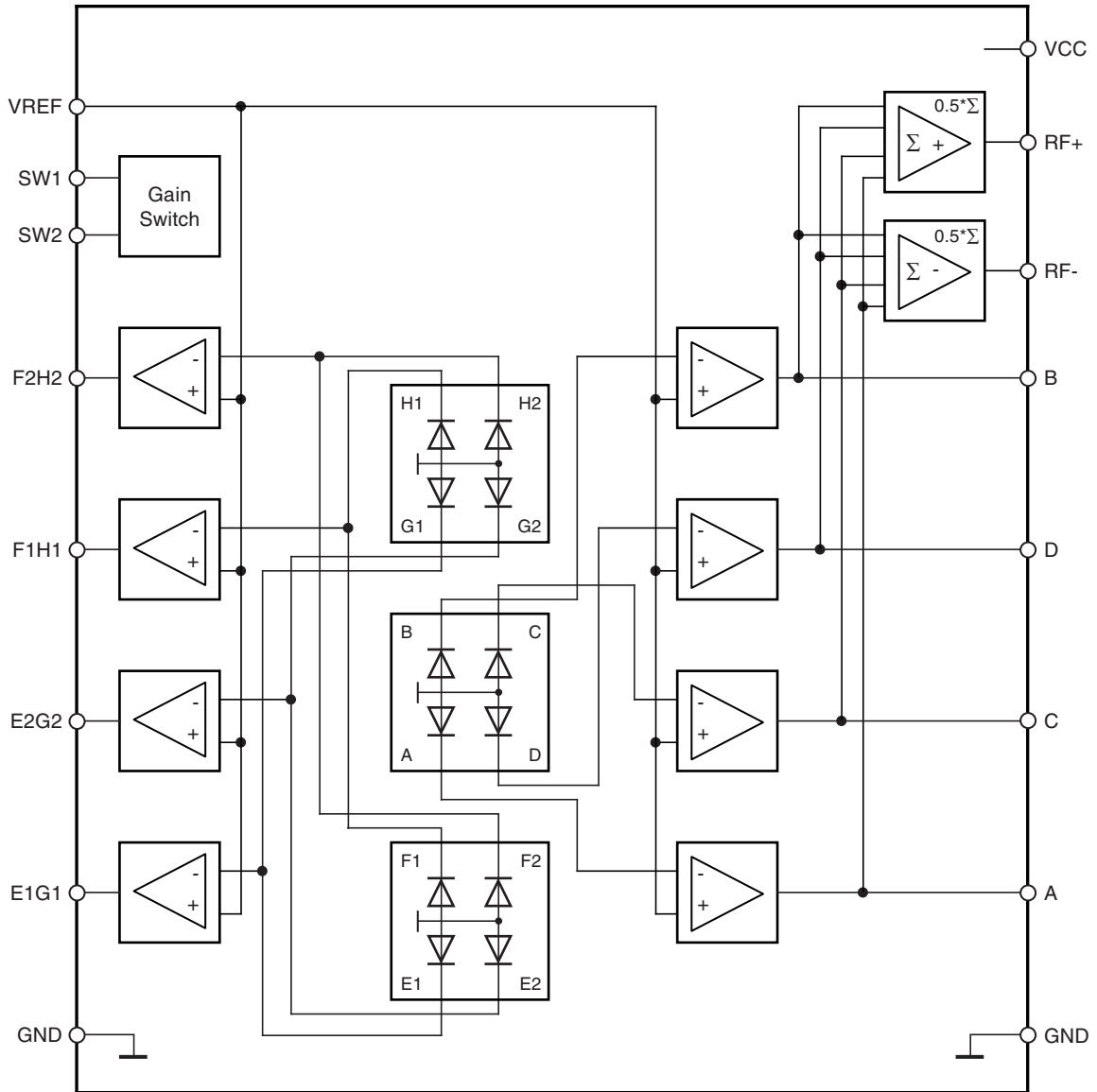
ATR0874

Summary

Preliminary



Figure 1-1. Block Diagram



2. Pin Configuration

Figure 2-1. Pinning QFN16L

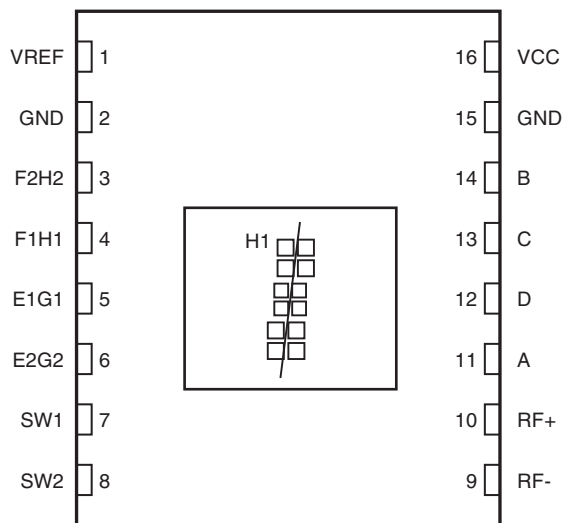


Table 2-1. Pin Description

Pin	Symbol	Type	Function
1	VREF	Analog	Reference voltage
2	GND	Supply	Ground
3	F2H2	Analog	Output channel F2H2
4	F1H1	Analog	Output channel F1H1
5	E1G1	Analog	Output channel E1G1
6	E2G2	Analog	Output channel E2G2
7	SW1	Tri-state	Gain switch
8	SW2	Tri-state	Gain switch
9	RF-	Analog	Output RF-
10	RF+	Analog	Output RF+
11	A	Analog	Output channel A
12	D	Analog	Output channel D
13	C	Analog	Output channel C
14	B	Analog	Output channel B
15	GND	Supply	Ground
16	VCC	Supply	Supply voltage

3. Absolute Maximum Ratings

Stresses beyond those listed under “Absolute Maximum Ratings” may cause permanent damage to the device. This is a stress rating only and functional operation of the device at these or any other conditions beyond those indicated in the operational sections of this specification is not implied. Exposure to absolute maximum rating conditions for extended periods may affect device reliability.

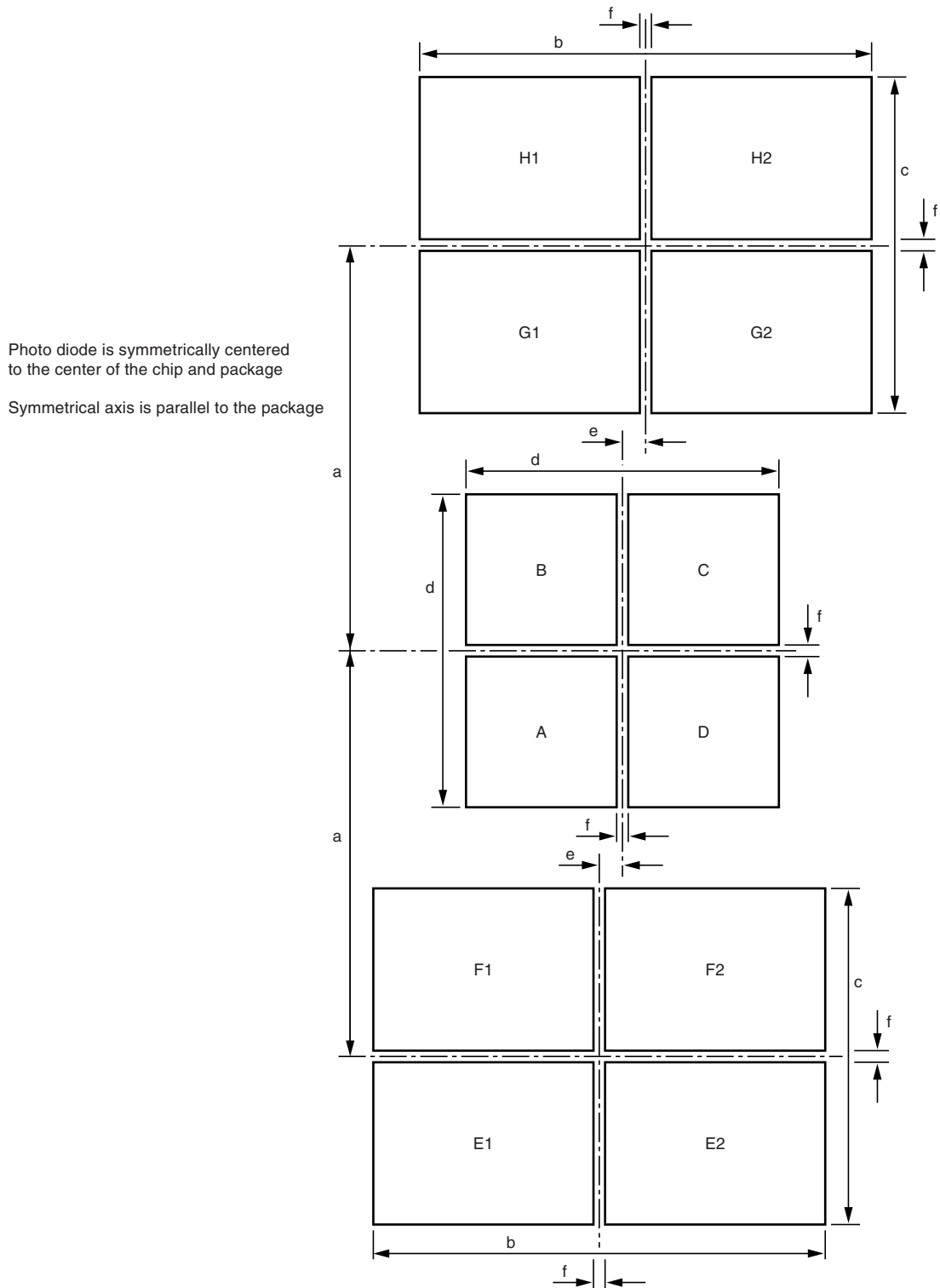
Parameters	Symbol	Value	Unit
Supply voltage	VCC	-0.5 to +6.0	V
Input voltage at any input	V _{in}	-0.5 to VCC - 0.5	V
Storage temperature	T _{stg}	-40 to +100	°C
Soldering temperature COB package	T _{sol}	235	°C
Soldering temperature QFN_Open package	T _{sol}	260	°C

4. Recommended Operating Conditions

Parameters	Symbol	Value	Unit
Supply voltage	VCC	4.5 to 5.5	V
Reference voltage	V _{REF}	1.5 to 2.3	V
Operating temperature range	T _{amb}	0 to +80	°C

5. Photo Diode Arrangement

Figure 5-1. Photo Diode Arrangement

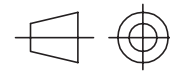


6. Ordering Information

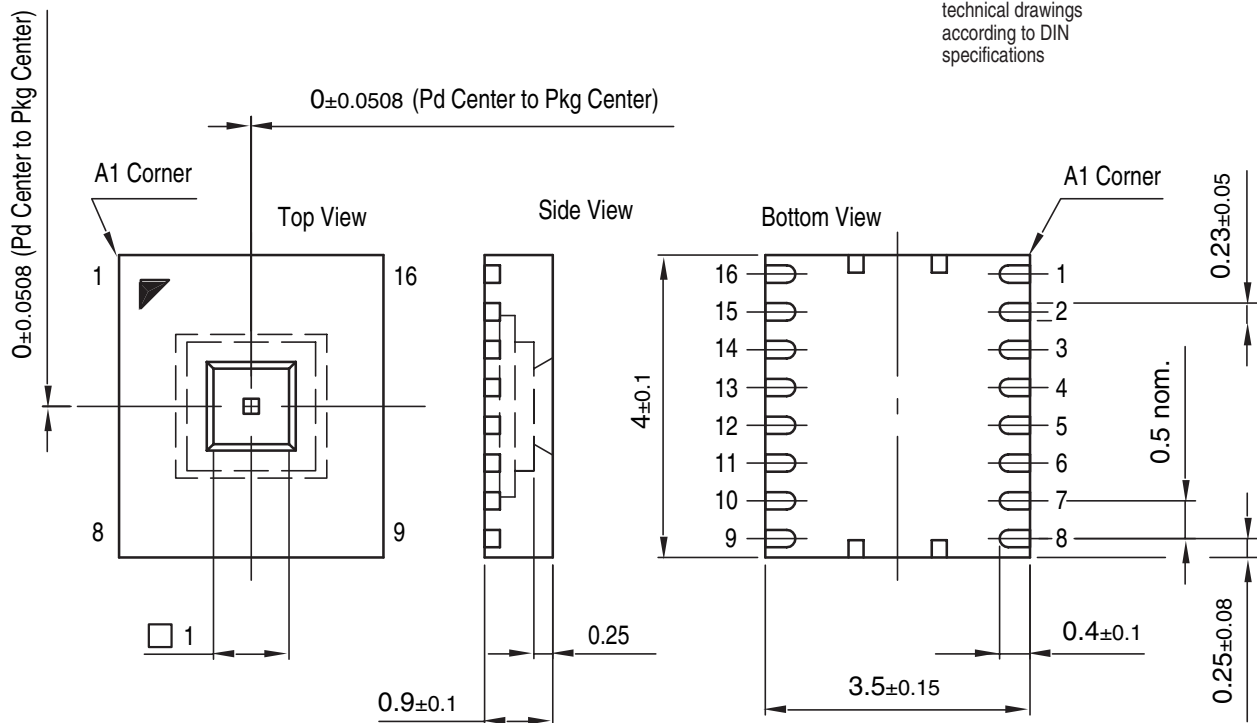
Extended Type Number	Package	Remarks
ATR0874-PZQW	QFN_OPEN_4x3.5_16L	Taped and reeled, Pb-free

7. Package Information

Package: QFN_OPEN_4x3.5_16L
Dimensions in mm



technical drawings
according to DIN
specifications



Drawing-No.: 6.543-5116.01-4

Issue: 1; 02.03.05



Atmel Corporation

2325 Orchard Parkway
San Jose, CA 95131, USA
Tel: 1(408) 441-0311
Fax: 1(408) 487-2600

Regional Headquarters

Europe

Atmel Sarl
Route des Arsenaux 41
Case Postale 80
CH-1705 Fribourg
Switzerland
Tel: (41) 26-426-5555
Fax: (41) 26-426-5500

Asia

Room 1219
Chinachem Golden Plaza
77 Mody Road Tsimshatsui
East Kowloon
Hong Kong
Tel: (852) 2721-9778
Fax: (852) 2722-1369

Japan

9F, Tonetsu Shinkawa Bldg.
1-24-8 Shinkawa
Chuo-ku, Tokyo 104-0033
Japan
Tel: (81) 3-3523-3551
Fax: (81) 3-3523-7581

Atmel Operations

Memory

2325 Orchard Parkway
San Jose, CA 95131, USA
Tel: 1(408) 441-0311
Fax: 1(408) 436-4314

Microcontrollers

2325 Orchard Parkway
San Jose, CA 95131, USA
Tel: 1(408) 441-0311
Fax: 1(408) 436-4314

La Chantrerie
BP 70602
44306 Nantes Cedex 3, France
Tel: (33) 2-40-18-18-18
Fax: (33) 2-40-18-19-60

ASIC/ASSP/Smart Cards

Zone Industrielle
13106 Rousset Cedex, France
Tel: (33) 4-42-53-60-00
Fax: (33) 4-42-53-60-01

1150 East Cheyenne Mtn. Blvd.
Colorado Springs, CO 80906, USA
Tel: 1(719) 576-3300
Fax: 1(719) 540-1759

Scottish Enterprise Technology Park
Maxwell Building
East Kilbride G75 0QR, Scotland
Tel: (44) 1355-803-000
Fax: (44) 1355-242-743

RF/Automotive

Theresienstrasse 2
Postfach 3535
74025 Heilbronn, Germany
Tel: (49) 71-31-67-0
Fax: (49) 71-31-67-2340

1150 East Cheyenne Mtn. Blvd.
Colorado Springs, CO 80906, USA
Tel: 1(719) 576-3300
Fax: 1(719) 540-1759

Biometrics

Avenue de Rochepleine
BP 123
38521 Saint-Egreve Cedex, France
Tel: (33) 4-76-58-47-50
Fax: (33) 4-76-58-47-60

Literature Requests

www.atmel.com/literature

Disclaimer: The information in this document is provided in connection with Atmel products. No license, express or implied, by estoppel or otherwise, to any intellectual property right is granted by this document or in connection with the sale of Atmel products. **EXCEPT AS SET FORTH IN ATMEL'S TERMS AND CONDITIONS OF SALE LOCATED ON ATMEL'S WEB SITE, ATMEL ASSUMES NO LIABILITY WHATSOEVER AND DISCLAIMS ANY EXPRESS, IMPLIED OR STATUTORY WARRANTY RELATING TO ITS PRODUCTS INCLUDING, BUT NOT LIMITED TO, THE IMPLIED WARRANTY OF MERCHANTABILITY, FITNESS FOR A PARTICULAR PURPOSE, OR NON-INFRINGEMENT. IN NO EVENT SHALL ATMEL BE LIABLE FOR ANY DIRECT, INDIRECT, CONSEQUENTIAL, PUNITIVE, SPECIAL OR INCIDENTAL DAMAGES (INCLUDING, WITHOUT LIMITATION, DAMAGES FOR LOSS OF PROFITS, BUSINESS INTERRUPTION, OR LOSS OF INFORMATION) ARISING OUT OF THE USE OR INABILITY TO USE THIS DOCUMENT, EVEN IF ATMEL HAS BEEN ADVISED OF THE POSSIBILITY OF SUCH DAMAGES.** Atmel makes no representations or warranties with respect to the accuracy or completeness of the contents of this document and reserves the right to make changes to specifications and product descriptions at any time without notice. Atmel does not make any commitment to update the information contained herein. Unless specifically provided otherwise, Atmel products are not suitable for, and shall not be used in, automotive applications. Atmel's products are not intended, authorized, or warranted for use as components in applications intended to support or sustain life.

© 2007 Atmel Corporation. All rights reserved. Atmel®, logo and combinations thereof, Everywhere You Are® and others are registered trademarks or trademarks of Atmel Corporation or its subsidiaries. Other terms and product names may be trademarks of others.