

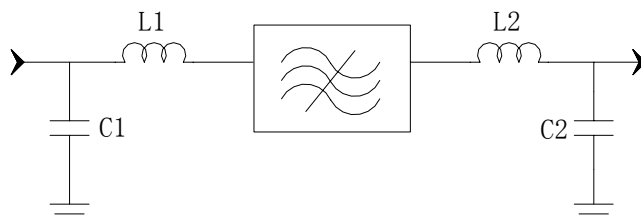
Specifications

Parameter	Unit	Minimum	Typical	Maximum
Center Frequency	MHz	203.9	204	204.1
Insertion Loss	dB	-	27.8	30
1 dB Bandwidth	MHz	5.8	6.17	-
3 dB Bandwidth	MHz	6.2	6.7	-
40 dB Bandwidth	MHz	-	8.7	9
45 dB Bandwidth	MHz	-	8.8	9.1
Passband Variation	dB	-	0.5	0.7
Absolute Delay	usec	-	1.42	-
Ultimate Rejection	dB	40	50	-
Material Temperature coefficient	KHz/°C	0.204		
Ambient Temperature	°C	25		
Package Size	SMP13.3*6.5			

Notes:

1. All specifications are based on the test circuit shown
2. In production, devices will be tested at room temperature to a guardbanded specification to ensure electrical compliance over temperature
3. Electrical margin has been built into the design to account for the variations due to temperature drift and manufacturing tolerances
4. This is the optimum impedance in order to achieve the performance show

Matching Configuration




L1=68nH L2=56nH

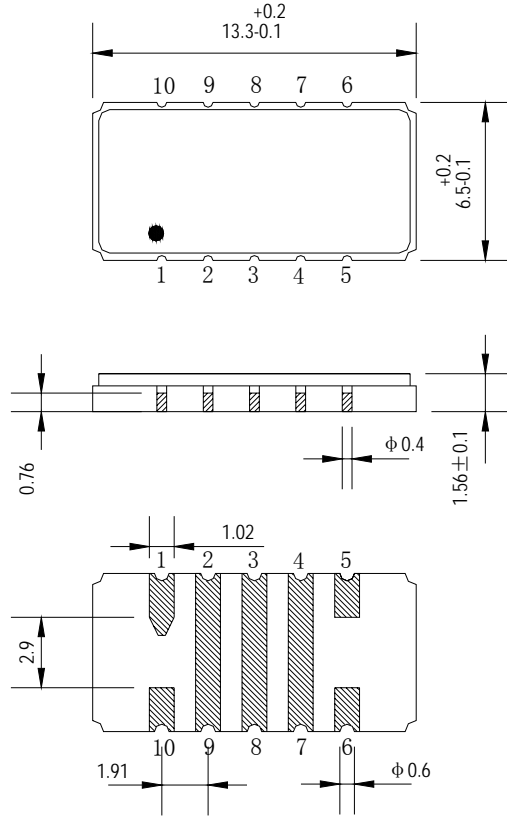
C1=C2=33pF

Source/Load Impedance=50 ohm

Notes - Component values may change depending on board layout.

	SIPAT Co., Ltd. (CETC No. 26 Research Institute) Nanping Huayuan Road No. 14 Chongqing, China, 400060	Part Number	LBS20403	
		Rev. Date	2005-12-13	
		Rev.	1.1	Page

Package Dimension



Input:1
Output:6

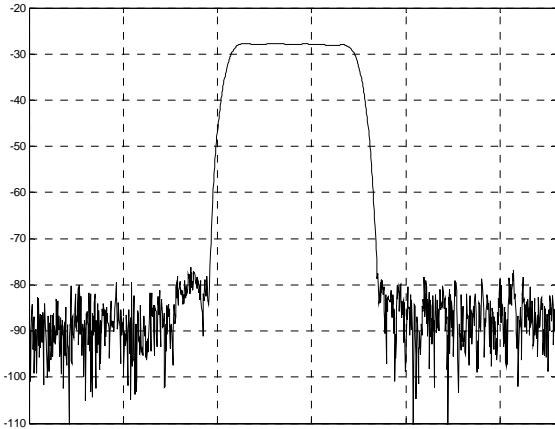


SIPAT Co., Ltd.
(CETC No. 26 Research Institute)
Nanping Huayuan Road No. 14
Chongqing, China, 400060

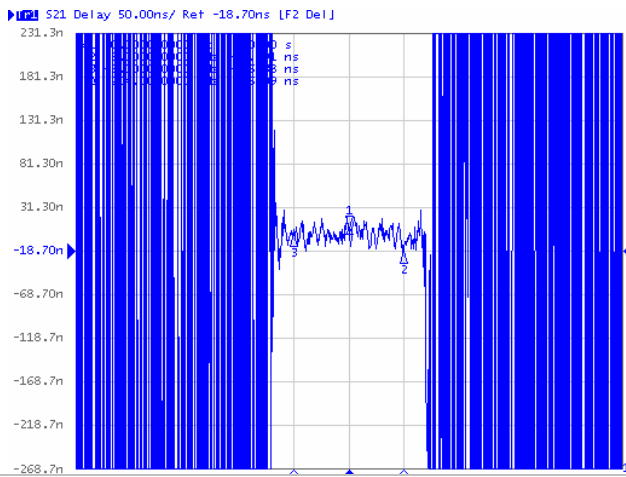
Part Number	LBS20403	
Rev. Date	2005-12-13	
Rev.	1.1	Page 2/3

Typical Performance

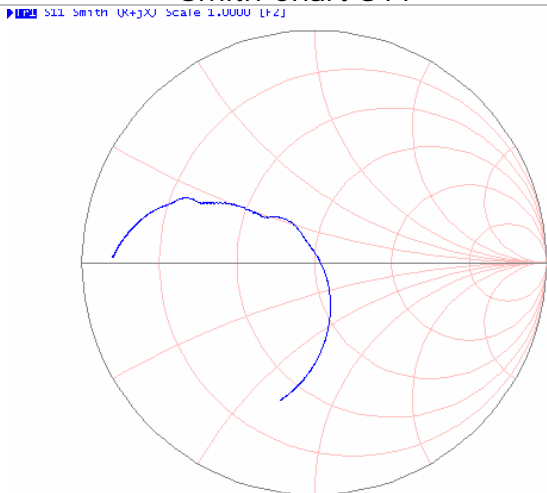
Frequency Respond



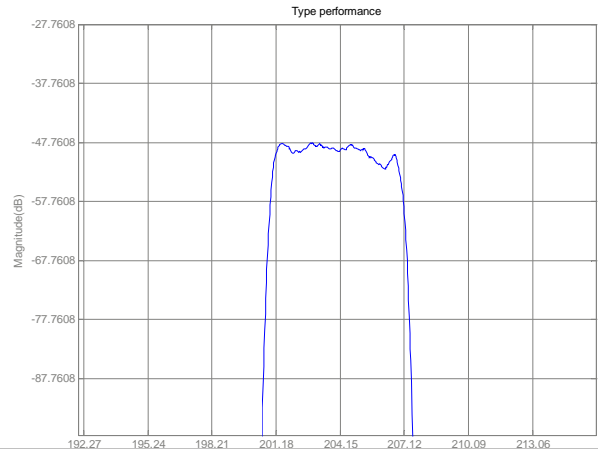
Group Delay Variation($f_0 \pm 3\text{MHz}$)



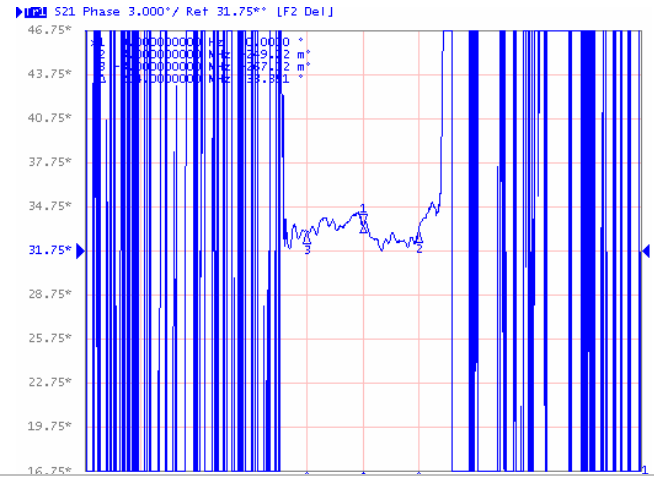
Smith Chart S11



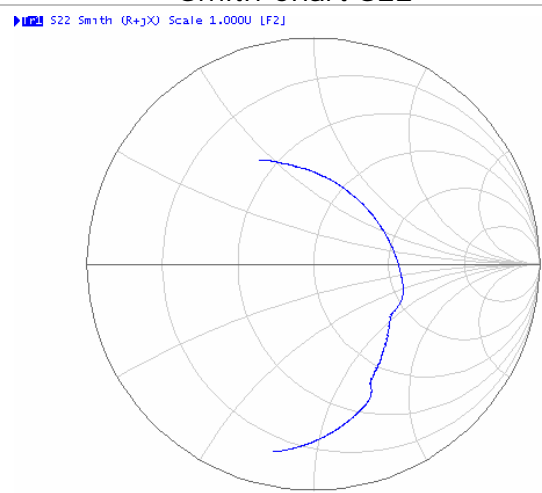
Passband Respond



Phase Linearity($f_0 \pm 3\text{MHz}$)



Smith Chart S22



SIPAT Co., Ltd.
(CETC No. 26 Research Institute)
Nanping Huayuan Road No. 14
Chongqing, China, 400060

Part Number	LBS20403	
Rev. Date	2005-12-13	
Rev.	1.1	Page 3/3