

Topstek Current Transducer THP5A .. THP50A


THP 5A~50A

Features

- ◆ Highly reliable Hall Effect device
- ◆ Compact and light weight. Three sensors in one package
- ◆ Fast response time
- ◆ Excellent linearity of the output voltage over a wide input range
- ◆ Excellent frequency response (> 50 kHz)
- ◆ Low power consumption (33 mA nominal)
- ◆ Capable of measuring both DC and AC, both pulsed and mixed
- ◆ High isolation voltage between the measuring circuit and the current-carrying conductor (AC2.5KV)
- ◆ Extended operating temperature range
- ◆ Flame-Retardant plastic case and silicone encapsulate, using UL classified materials, ensures protection against environmental contaminants and vibration over a wide temperature and humidity range

Applications

- ◆ UPS systems
- ◆ Industrial robots
- ◆ NC tooling machines
- ◆ Elevator controllers
- ◆ Process control devices
- ◆ AC and DC servo systems
- ◆ Motor speed controller
- ◆ Electrical vehicle controllers
- ◆ Inverter-controlled welding machines
- ◆ General and special purpose inverters
- ◆ Power supply for laser processing machines
- ◆ Controller for traction equipment e.g. electric trains
- ◆ Other automatic control systems



Specifications

Parameter	Symbol	Unit	3A	5A	7.5A	10A	15A	18.5A	20A	25A	30A	37.5A	50A
Nominal Input Current	I_{fn}	A DC	3	5	7.5	10	15	18.5	20	25	30	37.5	50
Linear Range	I_{fs}	A DC	±9	±15	±22.5	±30	±45	±56	±60	±75	±90	±113	±150
Primary Wire Diameter	ϕd	mm	0.6	0.8	1.0	1.2	1.6	1.6	1.6	1.6	1.6	1.6x2	1.6x2
Nominal Output Voltage	V_{hn}	V	4 V±1% @ $I_f=I_{fn}$ ($R_L=10k\Omega$)										
Offset Voltage	V_{os}	mV	Within ±40 mV @ $I_f=0$, $T_a=25^\circ C$										
Output Resistance	R_{OUT}	Ω	<100 Ω (50 Ω nominal)										
Hysteresis Error	V_{oh}	mV	Within ±35 mV @ $I_f=I_{fn} \rightarrow 0$										
Supply Voltage	V_{CC}/V_{EE}	V	±15V ±5%										
Linearity	ρ	%	Within ±1% of I_{fn}										
Consumption Current	I_{CC}	mA	±33 mA nominal, ±45 mA max										
Response Time (90% V_{hn})	T_r	μsec	3 μsec max. @ $d I_f / dt = I_{fn} / \mu sec$										
Response Performance	-	%	10% Overshoot max.										
Frequency bandwidth (-3dB)	f_{BW}	Hz	DC to 50kHz										
Thermal Drift of Output	-	%/ $^\circ C$	Within ±0.1 %/ $^\circ C$ @ I_{fn}										
Thermal Drift of Zero Current Offset	-	mV/ $^\circ C$	< ±2 mV/ $^\circ C$										
Dielectric Strength	-	V	AC2.5KV X 60 sec										
Isolation Resistance @ 1000 VDC	R_{IS}	M Ω	>1000 M Ω										
Operating Temperature	T_a	$^\circ C$	-15 $^\circ C$ to 80 $^\circ C$										
Storage Temperature	T_s	$^\circ C$	-20 $^\circ C$ to 85 $^\circ C$										
Mass	W	g	26 g										


Topstek Current Transducer THP5A .. THP50A

Appearance, dimensions and pin identification

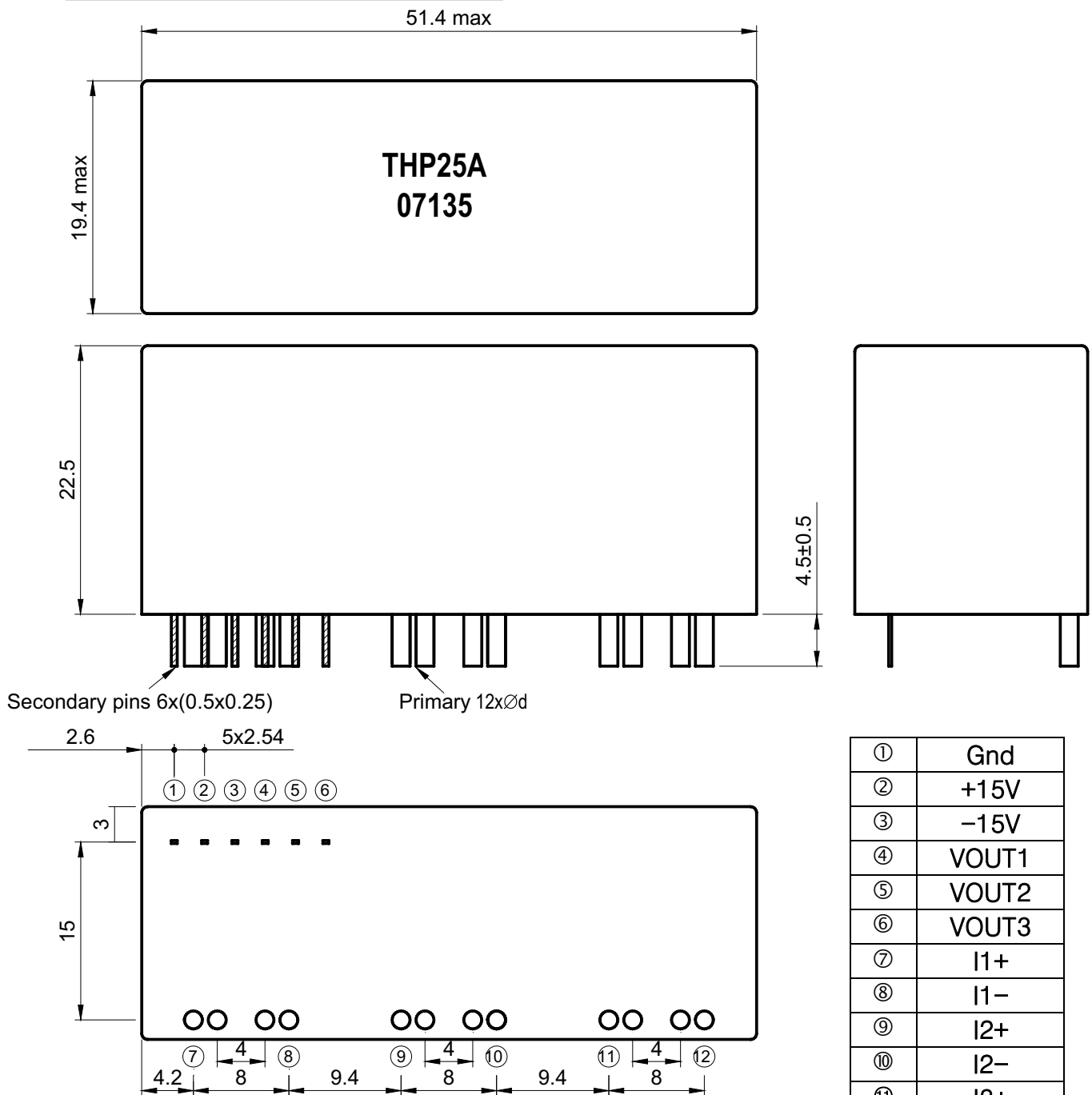
All dimensions in mm ± 0.2 , holes $-0, +0.2$ except otherwise noted.



For models $I_m > 30A$ primary wire = $1.6\phi \times 2$



For models $I_m \leq 30A$ primary wire = $0.6\phi \sim 1.6\phi \times 1$



①	Gnd
②	+15V
③	-15V
④	VOUT1
⑤	VOUT2
⑥	VOUT3
⑦	I1+
⑧	I1-
⑨	I2+
⑩	I2-
⑪	I3+
⑫	I3-