

Surface mount switching diode

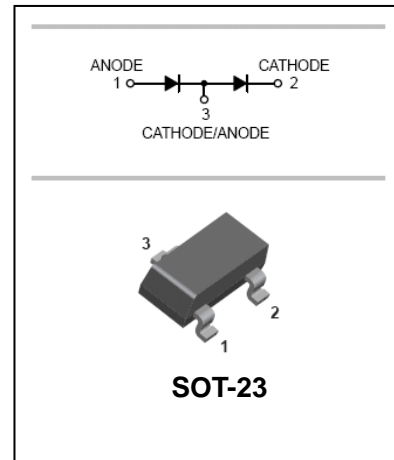
CMSD2004

FEATURES

- The central semiconductor cmsd2004 type is a silicon switching dual in series diode manufactured by the epitaxial planar, designed for applications requiring high voltage capability. power dissipation.



Lead-free



APPLICATIONS

- High speed switching application.

ORDERING INFORMATION

Type No.	Marking	Package Code
CMSD2004	B6D	SOT-23

MAXIMUM RATING @ Ta=25°C unless otherwise specified

Characteristic	Symbol	Limits	Unit
Non-Repetitive Peak Reverse Voltage	V_{RM}	300	V
DC Reverse Voltage	V_R	240	V
Peak Repetitive Current	I_F	225	mA
Forward Continuous Current	I_o	200	mA
Peak Repetitive Forward Current	I_{FRM}	625	mA
Peak forward surge current	I_{FSM}	4.0	A
		1.0	
Power Dissipation	P_d	250	mW
Operating Junction Temperature Range	T_j	150	°C
Storage Temperature Range	T_{STG}	-65 to +150	°C

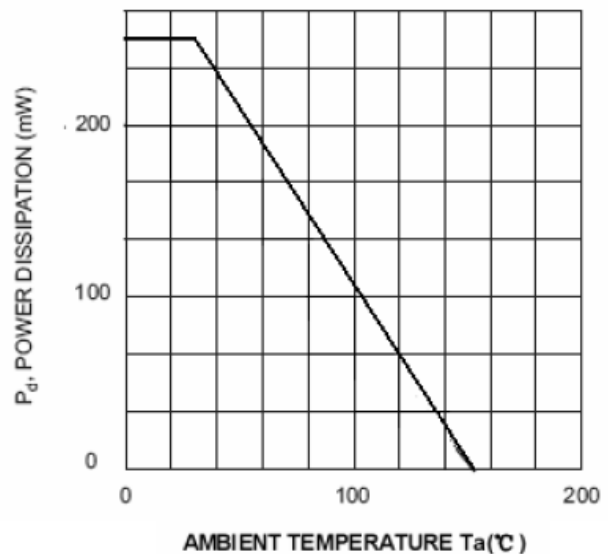
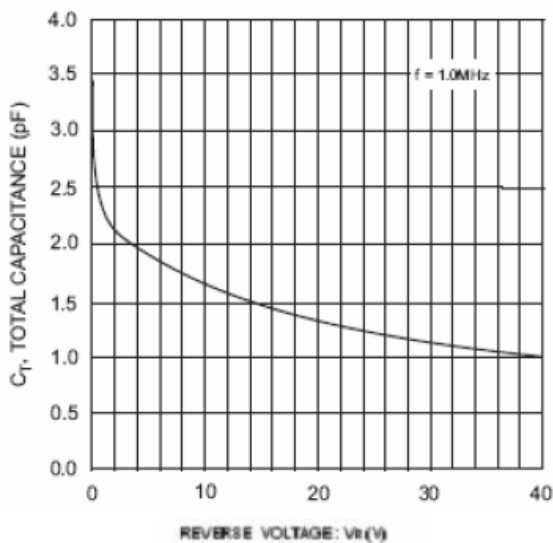
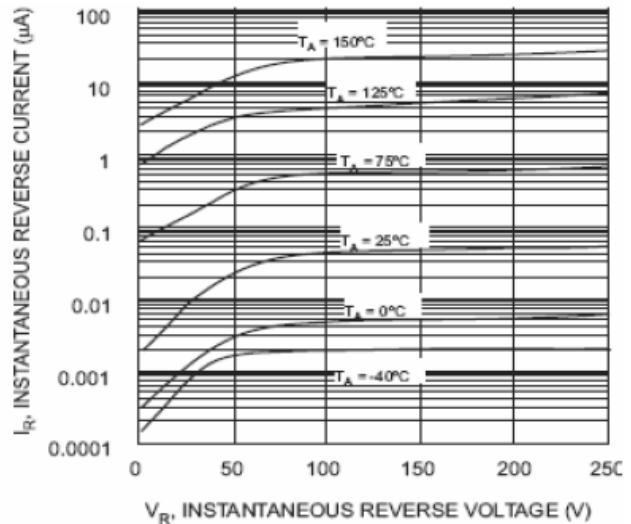
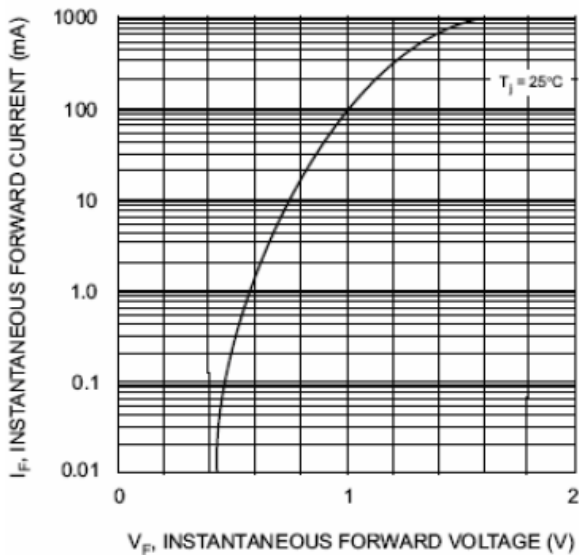
ELECTRICAL CHARACTERISTICS @ Ta=25°C unless otherwise specified

Surface mount switching diode

CMSD2004

Characteristic	Symbol	Min	MAX	UNIT	Test Condition
Reverse Breakdown Voltage	$V_{(BR)R}$	240		V	$I_R = 100\mu A$
Forward Voltage	V_F		1	V	$I_F = 100mA$
Reverse Leakage Current	I_R		0.1	mA	$V_R = 240V$
Diode Capacitance	C_D		5	pF	$V_R = 0V, f = 1MHz$
Reverse Recovery Time	t_{rr}		4.0	ns	$I_F = I_R = 10mA$ $R_L = 100\Omega$

TYPICAL CHARACTERISTICS @ $T_a = 25^\circ C$ unless otherwise specified



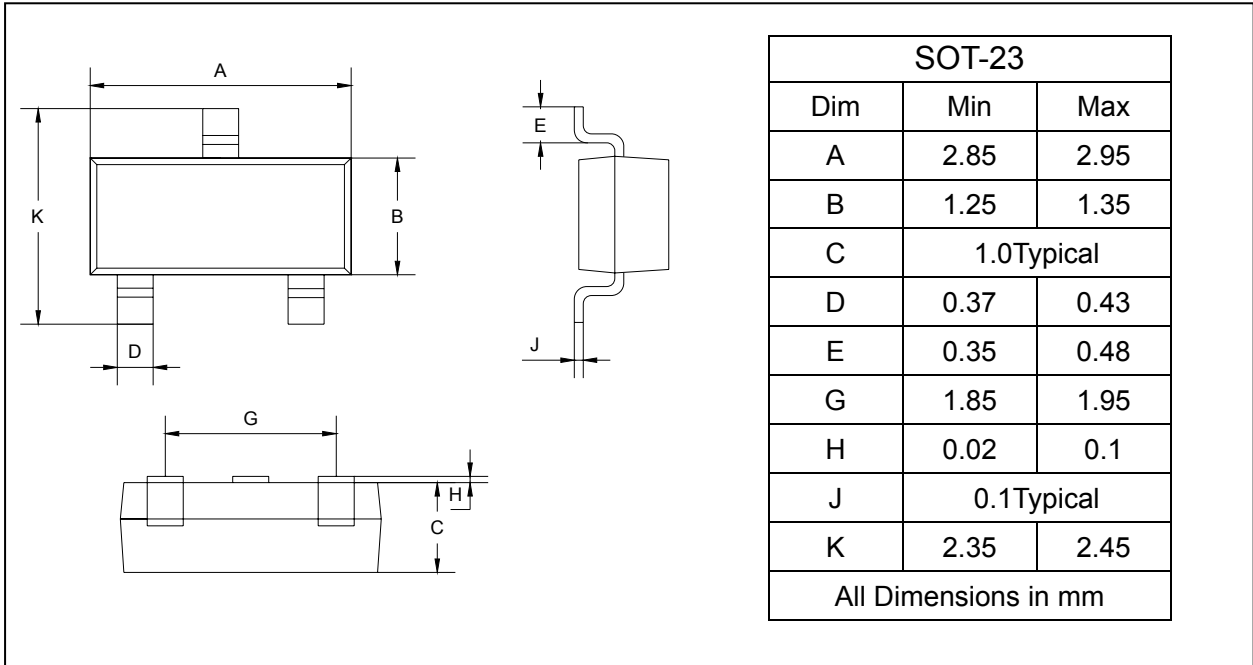
Surface mount switching diode

CMSD2004

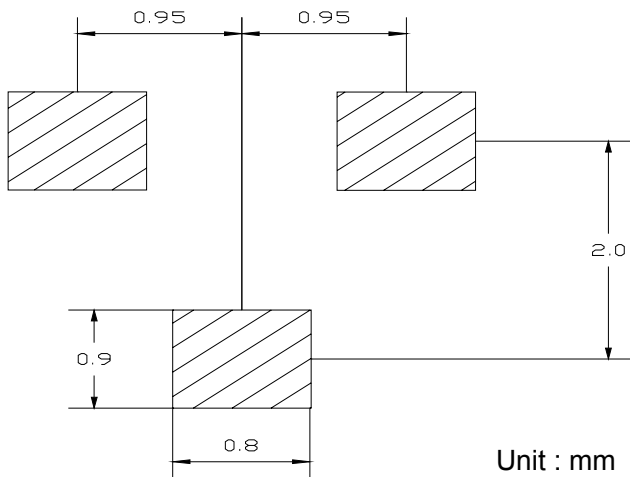
PACKAGE OUTLINE

Plastic surface mounted package

SOT-23



SOLDERING FOOTPRINT



PACKAGE INFORMATION

Device	Package	Shipping
CMSD2004	SOT-23	3000/Tape&Reel