


SKCD 06 C 060 I HD



SEMICELL CAL-DIODE

SKCD 06 C 060 I HD

$I_F = 20 \text{ A}$

$V_{RRM} = 600 \text{ V}$

Size: 2,44 mm X 2,44 mm

Package: wafer frame

Features

- high current density
- easy paralleling due to a small forward voltage spread and a positive temperature coefficient
- very soft recovery behavior
- small switching losses
- high ruggedness
- compatible to thick wire bonding
- compatible to standard solder processes

Typical Applications

- freewheeling diode for 600V IGBT

Absolute Maximum Ratings

Symbol	Conditions	Values	Units
V_{RRM}	$T_{vj} = 25 \text{ }^\circ\text{C}$, $I_R = 0,1 \text{ mA}$	600	V
$I_{F(AV)}$	$80 \text{ }^\circ\text{C}$, $T_{vjmax} = 175 \text{ }^\circ\text{C}$	16	A
I_{FSM}	$T_{vj} = 25 \text{ }^\circ\text{C}$, 10ms, half sine wave	110	A
	$T_{vj} = 150 \text{ }^\circ\text{C}$, 10ms, half sine wave	95	A
T_{vjmax}		+ 175	$^\circ\text{C}$

Electrical Characteristics

Symbol	Conditions	min.	typ.	max.	Units
I^2t	$T_{vj} = 150 \text{ }^\circ\text{C}$, 10ms, half sine wave			45	A^2s
I_R	$T_{vj} = 25 \text{ }^\circ\text{C}$, V_{RRM}			0,1	mA
	$T_{vj} = 150 \text{ }^\circ\text{C}$, V_{RRM}				mA
V_F	$T_{vj} = 25 \text{ }^\circ\text{C}$, $I_F = 12 \text{ A}$		1,35		V
	$T_{vj} = 150 \text{ }^\circ\text{C}$, $I_F = 12 \text{ A}$		1,31		V
$V_{(TO)}$	$T_{vj} = 150 \text{ }^\circ\text{C}$		0,85		V
r_T	$T_{vj} = 150 \text{ }^\circ\text{C}$		40		$\text{m}\Omega$

Dynamic Characteristics

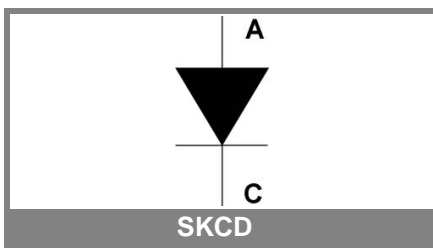
Symbol	Conditions	min.	typ.	max.	Units
t_{rr}	$T_{vj} = 25 \text{ }^\circ\text{C}$, 9,5 A, 300 V, 150 A/ μs				ns
	$T_{vj} = 150 \text{ }^\circ\text{C}$, 9,5 A, 300 V, 150 A/ μs				ns
Q_{rr}	$T_{vj} = 25 \text{ }^\circ\text{C}$, 9,5 A, 300 V, 150 A/ μs				μC
	$T_{vj} = 150 \text{ }^\circ\text{C}$, 9,5 A, 300 V, 150 A/ μs		0,93		μC
I_{rrm}	$T_{vj} = 25 \text{ }^\circ\text{C}$, 9,5 A, 300 V, 150 A/ μs				A
	$T_{vj} = 150 \text{ }^\circ\text{C}$, 9,5 A, 300 V, 150 A/ μs		5,2		A

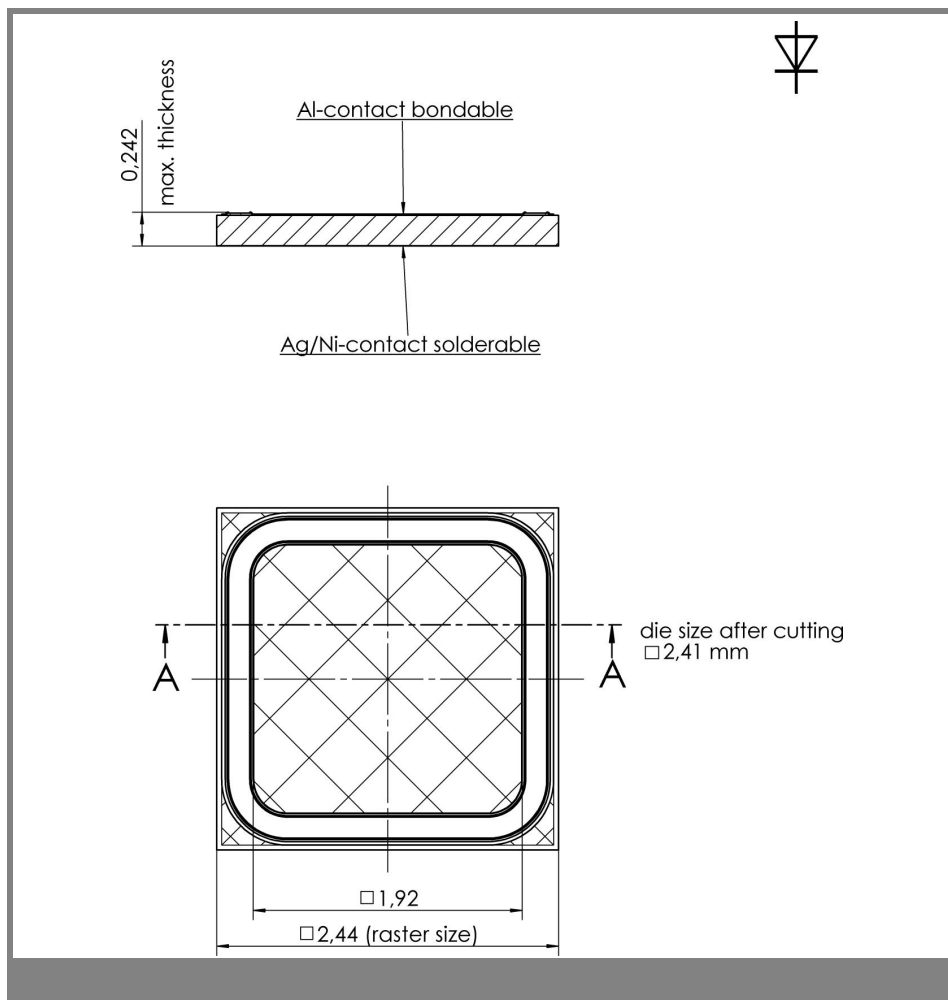
Thermal Characteristics

Symbol	Conditions	min.	typ.	max.	Units
T_{vj}		- 40		+ 175	$^\circ\text{C}$
T_{stg}		- 40		+ 175	$^\circ\text{C}$
T_{solder}	10 min			+ 250	$^\circ\text{C}$
T_{solder}	5 min			+ 320	$^\circ\text{C}$
$R_{th(j-h)}$	soldered on 0,38 mm DCB, reference point on copper heatsink close to the chip.		2,46		K / W

Mechanical Characteristics

Parameter	Units
raster size	2,44 x 2,44 mm
Area total	5,95 mm^2
Chips / wafer	1777 pcs
Anode metallisation	bondable (Al)
Cathode metallisation	solderable (Ag / Ni)
wire bond	Al, diameter $\leq 500 \mu\text{m}$





This technical information specifies semiconductor devices. No warranty or guarantee expressed or implied is made regarding delivery, performance or suitability.