

1 General Description

The AS5305 is a single-chip IC with integrated Hall elements for measuring linear or rotary motion using multi-pole magnetic strips or rings.

This allows the usage of the AS5305 in applications where the Sensor IC cannot be mounted at the end of a rotating device (e.g. at hollow shafts). Instead, the AS5305 is mounted off-axis underneath a multi-pole magnetized ring or strip and provides a quadrature incremental output with 40 pulses per period at speeds of up to 20m/sec.

Using, for example, a 32pole-pair magnetic ring, the AS5305 can provide a resolution of 1280 pulses/rev, which is equivalent to 5120 positions/rev or 12,3bit. The maximum speed at this configuration is 9375 rpm.

The default pole pair length is 4mm (2mm north pole / 2mm south pole). However, the chip accepts a wide range of multi-pole magnetic strips or rings with pole pair lengths between 2.26 and 5.91mm and magnetic field strengths down to 5mT. The pole pair length can be adjusted by programming. A minimum pole pair length of 2,26mm allows a resolution of 14,125 μ m per position step.

In addition to the multi-pole high-resolution track, the AS5305 can read a second multi-pole reference track that generates a single or multiple reference index pulse per revolution, for absolute position identification.

The AS5305 is available in a small 20-pin TSSOP package and specified for an operating ambient temperature of -40° to +125°C.




Figure 1: Two different configurations of AS5305 with single or double track multipole ring magnet

2 Benefits

- Complete system-on-chip
- High reliability due to non-contact sensing
- Extended temperature range
- Suitable for the use in harsh environments
- Robust against external magnetic stray fields

3 Key Features

- High speed, up to 20m/s
- Down to 14 μ m resolution per position step
- User programmable pole length
- Single index pulse per revolution for absolute position measurement using a second magnetic track
- 40 pulses per magnetic period.
- Linear movement measurement using multi-pole magnetic strips
- Circular off-axis movement measurement using multi-pole magnetic rings
- 4.5 to 5.5V operating voltage
- Magnetic field strength indicator

4 Applications

The AS5305 is ideal for high speed linear motion and off-axis rotation measurement in applications such as

- electrical motors
- X-Y-stages
- rotation knobs
- industrial drives




Figure 2: AS5305 with magnetic multipole strip for linear motion measurement

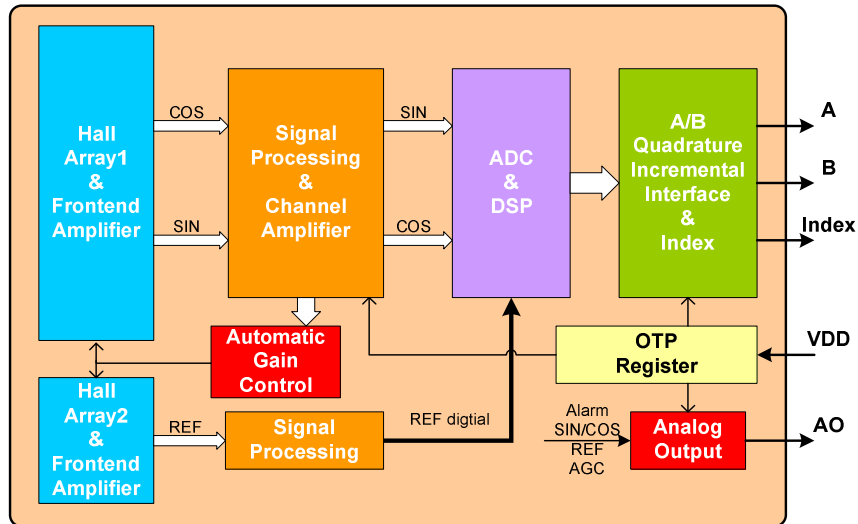


Figure 3 AS5305 Block Diagram

Contact

Headquarters

austriamicrosystems AG

A 8141 Schloss Premstätten, **Austria**

Phone: +43 3136 500 0

Fax: +43 3136 525 01

www.austriamicrosystems.com

Copyright

Devices sold by austriamicrosystems are covered by the warranty and patent indemnification provisions appearing in its Term of Sale. austriamicrosystems makes no warranty, express, statutory, implied, or by description regarding the information set forth herein or regarding the freedom of the described devices from patent infringement. austriamicrosystems reserves the right to change specifications and prices at any time and without notice. Therefore, prior to designing this product into a system, it is necessary to check with austriamicrosystems for current information. This product is intended for use in normal commercial applications.

Copyright © 2007 austriamicrosystems. Trademarks registered ©. All rights reserved. The material herein may not be reproduced, adapted, merged, translated, stored, or used without the prior written consent of the copyright owner. To the best of its knowledge, austriamicrosystems asserts that the information contained in this publication is accurate and correct. However, austriamicrosystems shall not be liable to recipient or any third party for any damages, including but not limited to personal injury, property damage, loss of profits, loss of use, interruption of business or indirect, special, incidental or consequential damages, of any kind, in connection with or arising out of the furnishing, performance or use of the technical data herein. No obligation or liability to recipient or any third party shall arise or flow out of austriamicrosystems rendering of technical or other services.