

Infrared LED

L7560

High-speed, high output power LED with mini-lens



L7560 is a high-speed, high-power LED with a micro-ball lens bonded to the surface of the LED chip having an internal confined structure. The package is sealed by a metal cap with a mini-lens, making the output beam even narrower. This allows highly efficient input of the beam into an optical fiber, making L7560 well suited for optical fiber communications.

Features

- High-speed response: 100 MHz Typ. ($I_F=50$ mA)
- High radiant output power: 30 μ W Typ. ($I_F=50$ mA, GI 50)

Applications

- Optical fiber communication
- Range-finder

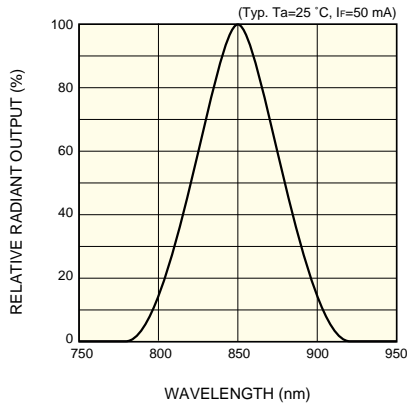
■ Absolute maximum ratings ($T_a=25$ °C)

Parameter	Symbol	Condition	Value	Unit
Forward current	I_F		70	mA
Reverse voltage	V_R		3	V
Pulse forward current	I_{FP}	Pulse width=10 μ s Duty ratio=1 %	0.25	A
Operating temperature	T_{opr}		-30 to +85	°C
Storage temperature	T_{stg}		-40 to +100	°C

■ Electrical and optical characteristics ($T_a=25$ °C)

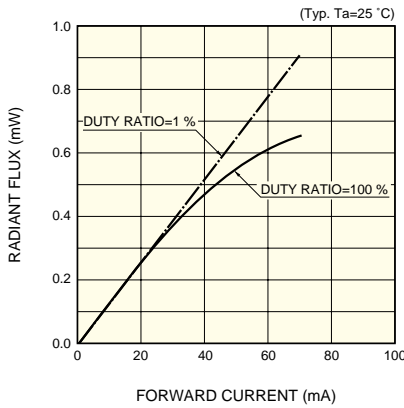
Parameter	Symbol	Condition	Min.	Typ.	Max.	Unit
Peak emission wavelength	λ_p	$I_F=50$ mA	820	850	880	nm
Spectral half width	$\Delta\lambda$	$I_F=50$ mA	-	60	-	nm
Forward voltage	V_F	$I_F=50$ mA	-	1.8	2.0	V
Reverse current	I_R	$V_R=3$ V	-	-	20	μ A
Fiber end output	P_f	$I_F=50$ mA, GI 50	15	30	-	μ W
Cut-off frequency	f_c	$I_F=50$ mA + 1 mA p-p	70	100	-	MHz

Emission spectrum



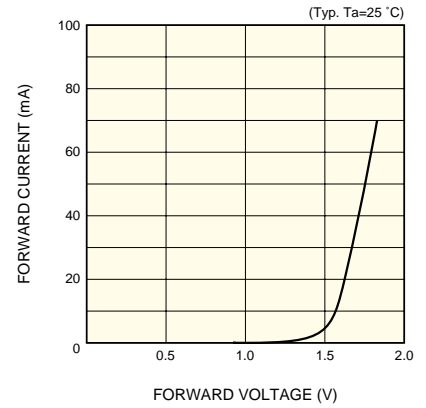
KLEDB0172EB

Radiant flux vs. forward current



KLEDB0173EA

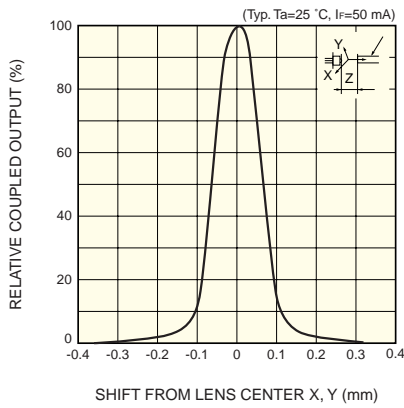
Forward current vs. forward voltage



KLEDB0174EA

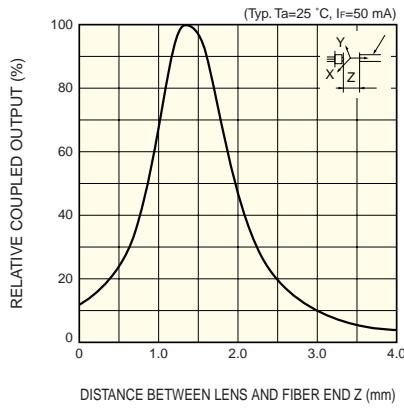
Fiber coupling characteristic (GI 50)

X, Y axes



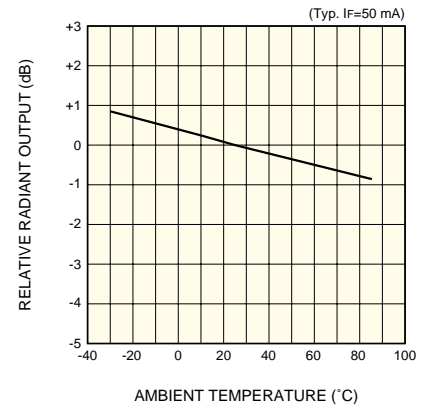
KLEDB0100EA

Z axis



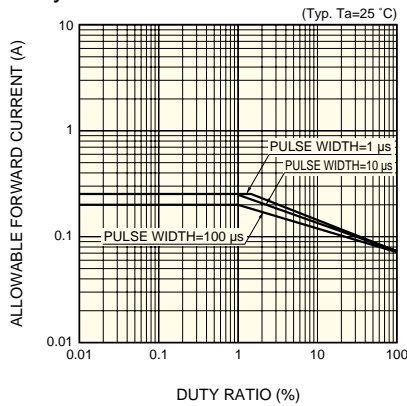
KLEDB0101EA

Radiant output vs. ambient temperature



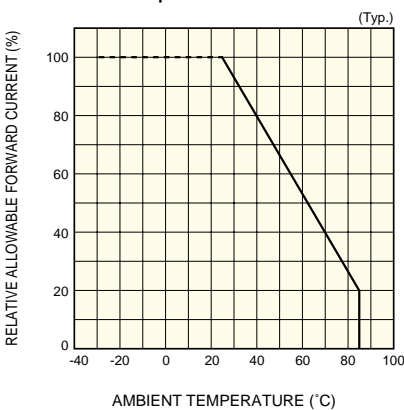
KLEDB0175EA

Allowable forward current vs. duty ratio



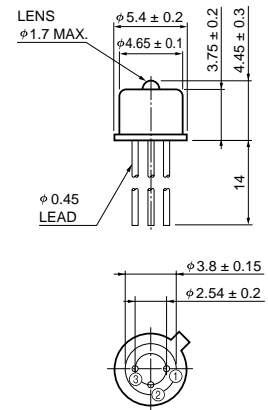
KLEDB0176EA

Allowable forward current vs. ambient temperature



KLEDB0027EB

Dimensional outline (unit: mm)



COMMON TO CASE



KLEDA0029EB

HAMAMATSU

HAMAMATSU PHOTONICS K.K., Solid State Division

1126-1 Ichino-cho, Higashi-ku, Hamamatsu City, 435-8558 Japan, Telephone: (81) 53-434-3311, Fax: (81) 53-434-5184, www.hamamatsu.com

U.S.A.: Hamamatsu Corporation: 360 Foothill Road, P.O.Box 6910, Bridgewater, N.J. 08807-0910, U.S.A., Telephone: (1) 908-231-0960, Fax: (1) 908-231-1218

Germany: Hamamatsu Photonics Deutschland GmbH: Arzbergerstr. 10, D-82211 Herrsching am Ammersee, Germany, Telephone: (49) 08152-3750, Fax: (49) 08152-2658

France: Hamamatsu Photonics France S.A.R.L.: 19, Rue du Saule Trappu, Parc du Moulin de Massy, 91882 Massy Cedex, France, Telephone: 33-(1) 69 53 71 00, Fax: 33-(1) 69 53 71 10

United Kingdom: Hamamatsu Photonics UK Limited: 2 Howard Court, 10 Twin Road, Welwyn Garden City, Hertfordshire AL7 1BW, United Kingdom, Telephone: (44) 1707-294888, Fax: (44) 1707-325777

North Europe: Hamamatsu Photonics Norden AB: Smidesvägen 12, SE-171 41 Solna, Sweden, Telephone: (46) 8-509-031-00, Fax: (46) 8-509-031-01

Italy: Hamamatsu Photonics Italia S.R.L.: Strada della Moia, 1/E, 20020 Arese, (Milano), Italy, Telephone: (39) 02-935-81-733, Fax: (39) 02-935-81-741

Information furnished by HAMAMATSU is believed to be reliable. However, no responsibility is assumed for possible inaccuracies or omissions. Specifications are subject to change without notice. No patent rights are granted to any of the circuits described herein. ©2007 Hamamatsu Photonics K.K.