



BZX84C2V4W SERIES

SURFACE MOUNT SILICON ZENER DIODES

VOLTAGE 2.4 to 75 Volts **POWER** 200 mWatts

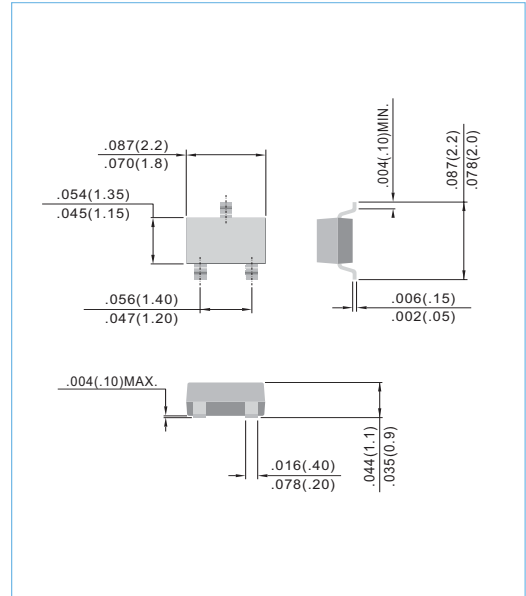
SOT-323 Unit: inch (mm)

FEATURES

- Planar Die construction
- 200mW Power Dissipation
- Ideally Suited for Automated Assembly Processes
- Pb free product : 99% Sn above can meet RoHS environment substance dieective request

MECHANICAL DATA

- Case: SOT-323, Molded Plastic
- Terminals: Solderable per MIL-STD-750, Method 2026
- Polarity: See Diagram Below
- Approx. Weight: 0.0048 grams
- Mounting Position: Any



MAXIMUM RATINGS AND ELECTRICAL CHARACTERISTICS

Parameter	Symbol	Value	Units
Power Dissipation @ $T_A = 25^\circ\text{C}$ (Note A)	P_D	200	mW
Operating Junction and Storage Temperature Range	T_J	-55 to +150	$^\circ\text{C}$

NOTE :

A. Mounted on 5.0mm²(.013mm thick) land areas.



BZX84C2V4W SERIES

Part Number	Nominal Zener Voltage			Max. Zener Impedance				Max Reverse Leakage Current		Marking Code	Package
	V _Z @ I _{ZT}			Z _{ZT} @ I _{ZT}		Z _{ZK} @ I _{ZK}		I _R @ V _R			
	Nom. V	Min. V	Max. V	Ω	mA	Ω	mA	uA	V		
BZX84C2V4W	2.4	2.28	2.52	100	5.0	600	1.00	50	1.0	W1	SOT-323
BZX84C2V7W	2.7	2.57	2.84	100	5.0	600	1.00	20	1.0	W2	SOT-323
BZX84C3W	3	2.85	3.15	95	5.0	600	1.00	10	1.0	W3	SOT-323
BZX84C3V3W	3.3	3.14	3.47	95	5.0	600	1.00	5.0	1.0	W4	SOT-323
BZX84C3V6W	3.6	3.42	3.78	90	5.0	600	1.00	5.0	1.0	W5	SOT-323
BZX84C3V9W	3.9	3.71	4.10	90	5.0	600	1.00	3.0	1.0	W6	SOT-323
BZX84C4V3W	4.3	4.09	4.52	90	5.0	600	1.00	3.0	1.0	W7	SOT-323
BZX84C4V7W	4.7	4.47	4.94	80	5.0	500	1.00	3.0	2.0	W8	SOT-323
BZX84C5V1W	5.1	4.85	5.36	60	5.0	480	1.00	2.0	2.0	W9	SOT-323
BZX84C5V6W	5.6	5.32	5.88	40	5.0	400	1.00	1.0	2.0	WA	SOT-323
BZX84C6V2W	6.2	5.89	6.51	10	5.0	150	1.00	3.0	4.0	WB	SOT-323
BZX84C6V8W	6.8	6.46	7.14	15	5.0	80	1.00	2.0	4.0	WC	SOT-323
BZX84C7V5W	7.5	7.13	7.88	15	5.0	80	1.00	1.0	5.0	WD	SOT-323
BZX84C8V2W	8.2	7.79	8.61	15	5.0	80	1.00	0.7	5.0	WE	SOT-323
BZX84C9V1W	9.1	8.65	9.56	15	5.0	100	1.00	0.5	6.0	WF	SOT-323
BZX84C10W	10	9.50	10.50	20	5.0	150	1.00	0.2	7.0	WG	SOT-323
BZX84C11W	11	10.45	11.55	20	5.0	150	1.00	0.1	8.0	WH	SOT-323
BZX84C12W	12	11.40	12.60	25	5.0	150	1.00	0.1	8.0	WI	SOT-323
BZX84C13W	13	12.35	13.65	30	5.0	170	1.00	0.1	8.0	WK	SOT-323
BZX84C14W	14	13.30	14.70	30	5.0	170	1.00	0.1	10.0	WJ	SOT-323
BZX84C15W	15	14.25	15.75	30	5.0	200	1.00	0.1	10.5	WL	SOT-323
BZX84C16W	16	15.20	16.80	40	5.0	200	1.00	0.1	11.2	WM	SOT-323
BZX84C17W	17	16.15	17.85	40	5.0	200	1.00	0.1	12.2	17C	SOT-323
BZX84C18W	18	17.10	18.90	45	5.0	225	1.00	0.1	12.6	WN	SOT-323
BZX84C20W	20	19.00	21.00	55	5.0	225	1.00	0.1	14.0	WO	SOT-323
BZX84C22W	22	20.90	23.10	55	5.0	250	1.00	0.1	15.4	WP	SOT-323
BZX84C24W	24	22.80	25.20	70	5.0	250	1.00	0.1	16.8	WR	SOT-323
BZX84C27W	27	25.65	28.35	80	5.0	300	1.00	0.1	18.9	WS	SOT-323
BZX84C28W	28	26.60	29.40	80	5.0	300	1.00	0.1	20.50	28C	SOT-323
BZX84C30W	30	28.50	31.50	80	5.0	300	1.00	0.1	21.00	WT	SOT-323
BZX84C33W	33	31.35	34.65	80	5.0	325	1.00	0.1	23.10	WU	SOT-323
BZX84C36W	36	34.20	37.80	90	5.0	350	1.00	0.1	25.20	WW	SOT-323
BZX84C39W	39	37.05	40.95	130	5.0	350	1.00	0.1	27.30	WX	SOT-323
BZX84C43W	43	40.85	45.15	150	5.0	375	1.00	0.1	30.10	WY	SOT-323
BZX84C47W	47	44.65	49.35	170	5.0	375	1.00	0.1	32.90	WZ	SOT-323
BZX84C51W	51	48.45	53.55	100	5.0	400	1.00	0.1	38.00	XA	SOT-323
BZX84C56W	56	53.20	58.80	135	2.5	1000	1.00	0.1	42.00	X2	SOT-323
BZX84C62W	62	58.90	65.10	150	2.5	1000	1.00	0.1	46.00	X3	SOT-323
BZX84C68W	68	64.60	71.40	200	2.5	1000	1.00	0.1	51.00	X4	SOT-323
BZX84C75W	75	71.25	78.75	250	2.5	1000	1.00	0.1	56.00	X5	SOT-323



BZX84C2V4W SERIES

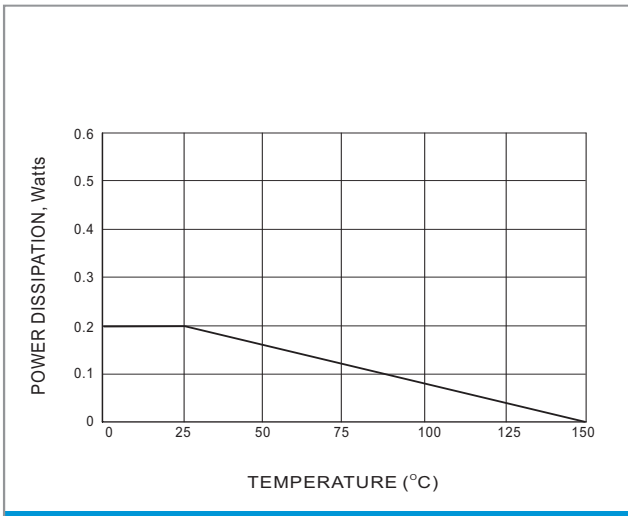


Fig. 1 STEADY STATE POWER DERATING

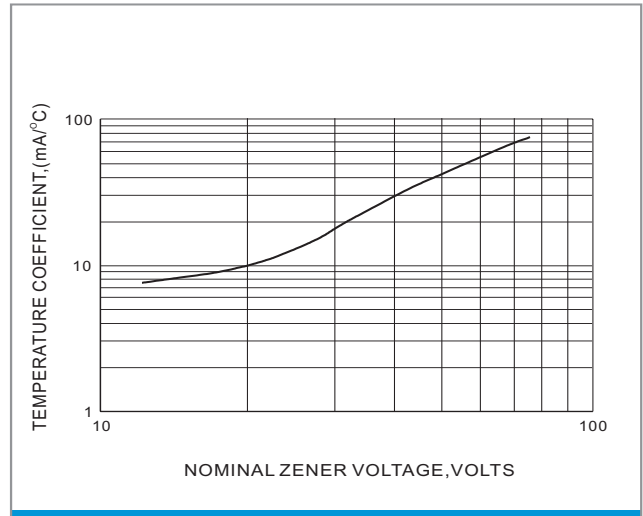


Fig. 2 TEMPERATURE COEFFICIENTS

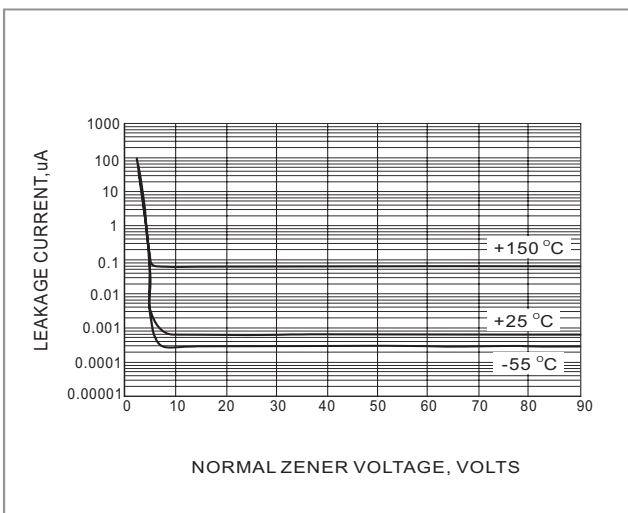


Fig. 3 TYPICAL LEAKAGE CURRENT

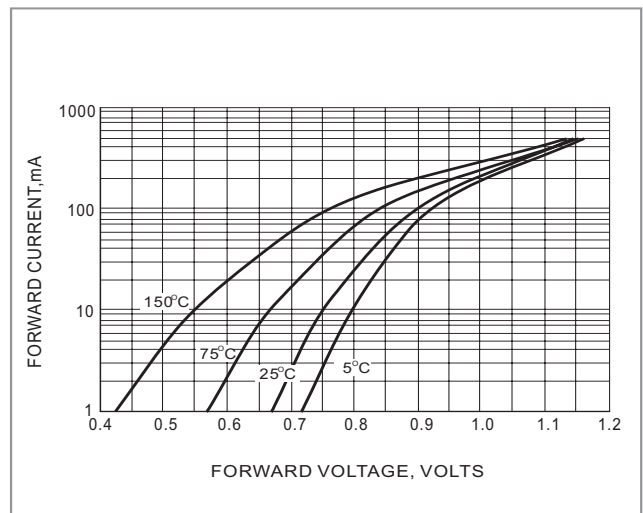
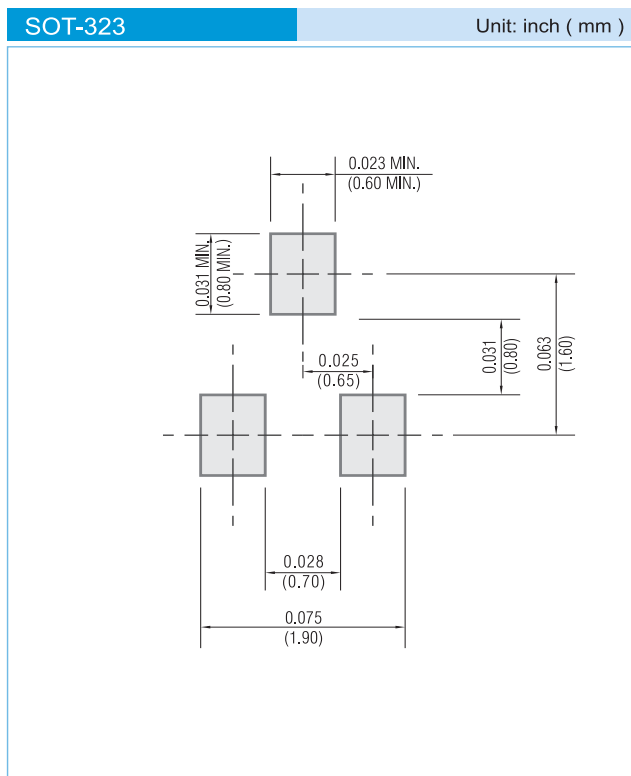


Fig. 4 TYPICAL FORWARD VOLTAGE



BZX84C2V4W SERIES

MOUNTING PAD LAYOUT



ORDER INFORMATION

- Packing information

T/R - 12K per 13" plastic Reel

T/R - 3K per 7" plastic Reel

LEGAL STATEMENT

Copyright PanJit International, Inc 2005

The information presented in this document is believed to be accurate and reliable. The specifications and information herein are subject to change without notice. Pan Jit makes no warranty, representation or guarantee regarding the suitability of its products for any particular purpose. Pan Jit products are not authorized for use in life support devices or systems. Pan Jit does not convey any license under its patent rights or rights of others.