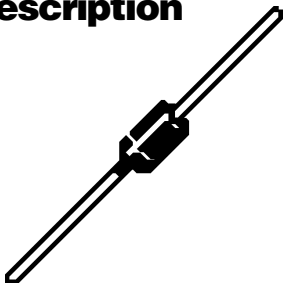
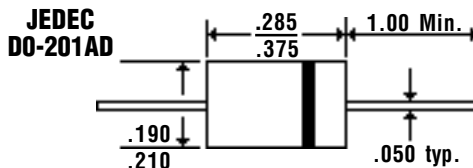


## Description



## Mechanical Dimensions

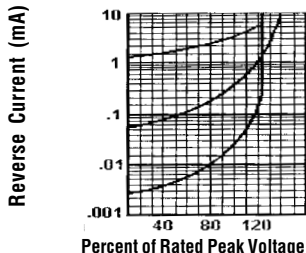


## Features

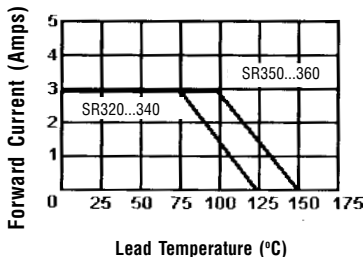
- **EXTREMELY LOW  $V_F$**
- **LOW POWER LOSS — HIGH EFFICIENCY**
- **LOW STORED CHARGE; MAJORITY CARRIER CONDUCTION**
- **MEETS UL SPECIFICATION 94V-0**

Electrical Characteristics @ 25°C.		SR320...360 Series					Units
Maximum Ratings		SR320	SR330	SR340	SR350	SR360	
Peak Repetitive Reverse Voltage... $V_{RRM}$		20	30	40	50	60	Volts
Working Peak Reverse Voltage... $V_{RWM}$		20	30	40	50	60	Volts
DC Blocking Voltage... $V_{DC}$		20	30	40	50	60	Volts
Average Forward Rectified Current... $I_{F(av)}$ @ $T_A = 55^\circ\text{C}$		3.0					Amps
Non-Repetitive Peak Forward Surge Current... $I_{FSM}$ @ Rated Load Conditions, 1/2 Wave, 8.3ms		150					Amps
Forward Voltage... $V_F$ @ $I_F = 1.0$ Amps		< .55 >		< .75 >		Volts	
DC Reverse Current... $I_R$ @ Rated DC Blocking Voltage	$T_L = 25^\circ\text{C}$	3.0					mAmps
Typical Junction Capacitance... $C_j$		< 250 >		< 360 >		pF	
Typical Thermal Resistance... $R_{\theta JA}$		20					°C / W
Operating Temperature Range... $T_J$		< -65 to 125 >		< -65 to 150 >		°C	
Storage Temperature Range... $T_{STRG}$		< -65 to 150 >					°C

**Typical Reverse Characteristics**



**Forward Current Derating Curve**



**Typical Junction Capacitance**

