


TOTAL POWER INT'L

UNIVERSAL INPUT HARMONIC CORRECTION AC-DC OPEN FRAME SINGLE OUTPUT 100 WATTS INTERNAL SWITCHING POWER SUPPLIES TPVP103 SERIES



FEATURES:

- 5" X 3" X 1" COMPACT SIZE & HIGH POWER DENSITY
- ACCOMMODATE UNIVERSAL AC SOURCES
- MEET IEC1000-3-2 HARMONIC CORRECTION (PFC)
- MEET UNIVERSAL SAFETY STANDARDS
- EMI MEET EN55022 & FCC CLASS B
- CE MARKING COMPLIANCE

SPECIFICATION

INPUT SPECIFICATION

Input Voltage: Typ. 90-264Vac with PFC.
Input Connector: V-M connector & GND tag.
Input Frequency: 47-63Hz.
Inrush Current: Typ. 26A @ 230Vac.
Input Current: Typ. 1.0A @115Vac, 0.5A @230Vac.
Dielectric Withstand: Meet IEC950.
EMI: Meet EN55022 & FCC Class B.
Hold-up Time: Typ. 25mS @115Vac & 230Vac.
Power Factor & Harmonic Correction:
Meet IEC1000-3-2, PF typ. 0.97-0.99 @ full load.
Turn-on Delay/Rise Time: 2 Sec./5mS.
Earth Leakage: Less than 0.5mA @230Vac.

OUTPUT SPECIFICATION

Output Voltage: See Ratings Chart.
Output Current: See Ratings Chart.
Output Power: 100W continuous. Various with output voltage & under forced air cooling.
Output Connector: V-M Molex 0.156" connector for <12A output. M-T Mini Terminal Block for \geq 12A output.
Line Regulation: Typ. 0.1%.
Load Regulation: Typ. \pm 1.0%.
Noise & Ripple: Typ. 1.0% peak to peak.
OVP: Built-in.
Adjustability: Available.
Remote Sensing: Available.
Overload Protection (OLP): Fully protect against output overload & short circuit. Consult the factory for OLP setting.

GENERAL SPECIFICATION

Efficiency: Typ. 75-84%.
various with output voltage.
Switching Frequency: PWM 175K Hz. (PFC: 75K Hz.)
Circuit Topology: Fixed Frequency Forward Circuit.
Transient Response: 0.5mS following 25% load change.
Safety Standard: IEC950/ UL1950 Class I.
Power Density: 6.73 Watts / Cubic Inch.
Operating Temperature: 0 to +50°C under 20 cfm forced air cooling for full load.
Storage Temperature\Humidity: -20 to +85°C, 95% non-condensing.
Temperature Coefficient: \pm 0.04% /°C.
Cooling: At least 20cfm moving air is required to achieve full rating power, \geq +50°C in a confined area.
Construction: L-bracket format.

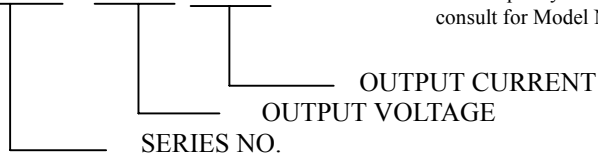
Note: All measurements are at nominal input, full load, and +25°C unless otherwise specified.



TOTAL POWER, INT. Tel: 877-646-0900 Fax: 978-453-7395
Email: sales@total-power.com http://www.total-power.com

MODEL NO. DESCRIPTION: TPVP103 - X X X Y Y Y

Remark: Please specify the V/A rating and consult for Model No.



OUTPUT VOLTAGE / CURRENT RATINGS CHART

DEFINED OUTPUT VOLTAGE (Vdc)	OUTPUT VOLTAGE (Vdc) / CURRENT (A)
3.3 Vdc ≤ Any Voltage ≤ 12.0 Vdc	3.3-5.0Vdc/ 20.0-18.0A, 5.1-6.0Vdc/ 17.8-15.0A, 6.1-8.0Vdc/ 14.8-11.0A, 8.1-10.0Vdc/ 10.9-9.5A, 10.1-10.9Vdc/ 9.4-9.0A, 11.0-12.0Vdc/ 9.0-8.5A.
12.0Vdc < Any Voltage ≤ 24.0 Vdc	12.1-14.0Vdc/8.4-7.3A, 14.1-16.0Vdc/7.3-6.4A, 16.1-18.0Vdc/6.3-5.7A, 18.1-20.0Vdc/5.6-5.1A, 20.1-22.0Vdc/5.1-4.6A, 22.1-24.0Vdc/4.6-4.2A

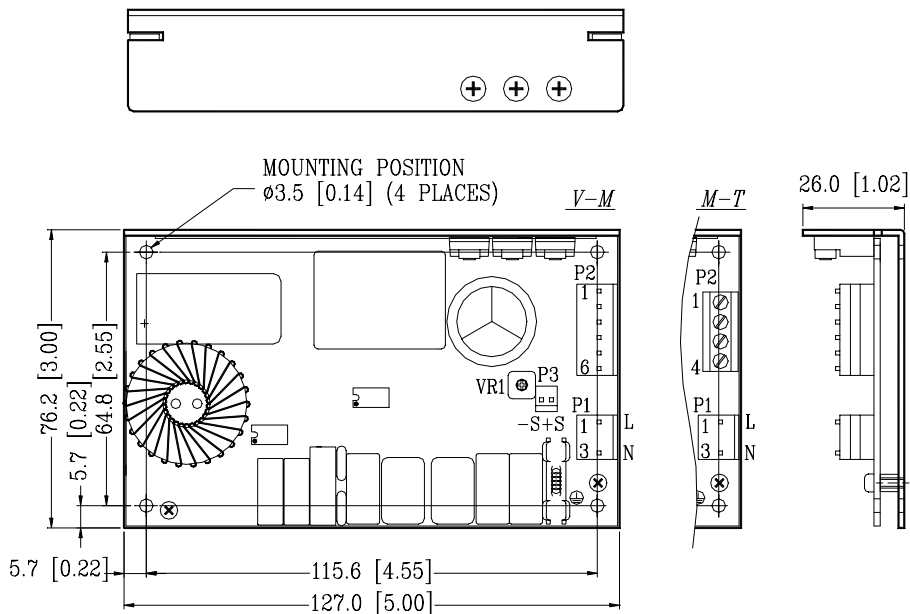
SINGLE OUTPUT (Model No. for example)

MODEL NO.	MAIN O/P VO1 ★@#				CONTINUOUS POWER
	Min.	Typ.	Volt.	Peak	
TPVP103-033200	0.8A	20.0A	3.3V	25.0A	66W
TPVP103-050180	0.6A	18.0A	5.0V	25.0A	90W
TPVP103-120085	0.0A	8.5A	12.0V	11.0A	102W
TPVP103-150068	0.5A	6.8A	15.0V	8.5A	103W
TPVP103-240042	0.3A	4.2A	24.0V	5.0A	100W

Symbol: "★" OVP built-in. "@" Adjustable. "#" Remote sensing.
 Remark: Peak output, less than 60sec. with 10% duty cycle.

MECHANICAL DIMENSIONS: MM [INCHES]

WEIGHT: 319.0g (11.25 Oz.)



INPUT & OUTPUT CONNECTORS PIN ASSIGNMENT

ASSIGNMENT CONNECTOR & PIN #	AC INPUT			SINGLE OUTPUT		
	LINE	NEUTRAL	GROUND	VO1	DC-COM	Remote Sensing
	P1-1	P1-3	P1-5	P2-1,2(≥12A) P2-1,2,3(<12A)	P2-3,4(≥12A) P2-4,5,6(<12A)	P3-1(+S) P3-2(-S)

Mating connector: P1 & P2 Molex # 5195 or 5239 equivalent.
 P3 Molex # 5051 series or equivalent.