



PRELIMINARY

SOLID STATE DEVICES, INC

14849 Firestone Boulevard · La Mirada, CA 90638
Phone: (714) 670-SSDI (7734) · Fax: (714) 522-7424

SSR1645/5

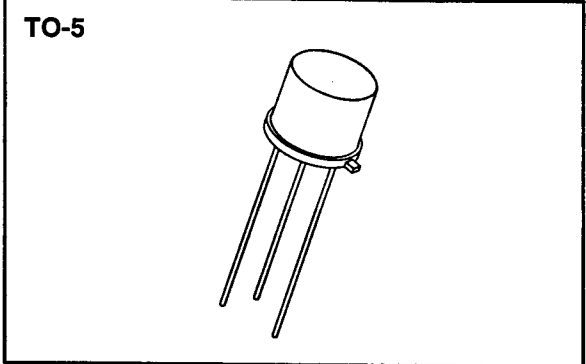
Designer's Data Sheet

FEATURES:

- Low Reverse Leakage
- Low Forward Voltage Drop
- Guard Ring for Overvoltage protection
- Hermetically Sealed Package
- Available in isolated and non-isolated versions
- Eutectic Die Attach
- 175°C Operating Temperature

- TX, TXV and Space Level Screening Available

**10 AMP
45 VOLTS
SCHOTTKY
RECTIFIER**



MAXIMUM RATINGS

RATING	SYMBOL	VALUE	UNIT
Peak Repetitive Reverse and DC Blocking Voltage	VRRM	45	Volts
	VRWM		
	VR		
Average Rectified Forward Current (Resistive Load, 60Hz, Sine Wave, TA=25°C)	Io	10	Amps
Peak Surge Current (8.3 ms Pulse, Half Sine Wave Superimposed on Io, allow junction to reach equilibrium between pulses, TA=25°C)	IFSM	200	Amps
Operating and storage temperature	Top & Tstg	-65 to +175	°C
Maximum Thermal Resistance Junction to Case	RθJC	7	°C/W

NOTE: All specifications are subject to change without notification. SCD's for these devices should be reviewed by SSDI prior to release.

DATA SHEET#: RS0007 B

MED

SSR1645/5

PRELIMINARY

SSDI

SOLID STATE DEVICES, INC

14849 Firestone Boulevard · La Mirada, CA 90638
 Phone: (714) 670-SSDI (7734) · Fax: (714) 522-7424

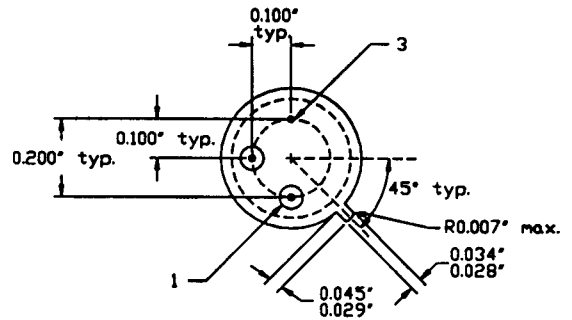
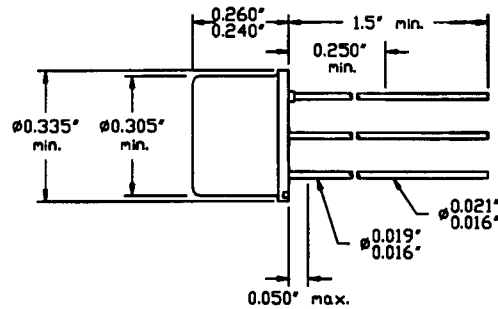
ELECTRICAL CHARACTERISTICS

CHARACTERISTICS	SYMBOL	MAXIMUM	UNIT
Instantaneous Forward Voltage Drop (IF = 3 Adc, TA=25°C, 300µs Pulse) (IF = 5 Adc, TA=25°C, 300µs Pulse) (IF = 10 Adc, TA=25°C, 300µs Pulse)	VF1	0.50 0.55 0.70	Vdc
Instantaneous Forward Voltage Drop (IF = 5 Adc, TA= - 55°C, 300µs Pulse)	VF2	0.62	Vdc
Reverse Leakage Current (Rated VR, TA=25°C, 300µs pulse minimum)	IR1	200	µA
Reverse Leakage Current (Rated VR, TA=100°C, 300µs pulse minimum)	IR2	15	mA
Junction Capacitance (VR = 10 Vdc, TA=25°C, f = 1 MHz)	CJ	800	pf

CASE OUTLINE: TO-5

PIN OUT:

- PIN 1: ANODE
- PIN 2: ANODE
- PIN 3: CATHODE



TYPICAL OPERATING CURVES

(TA=25°C unless otherwise specified)

