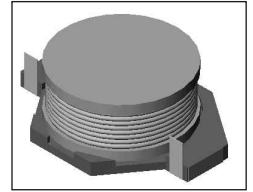


SMT Power Inductor

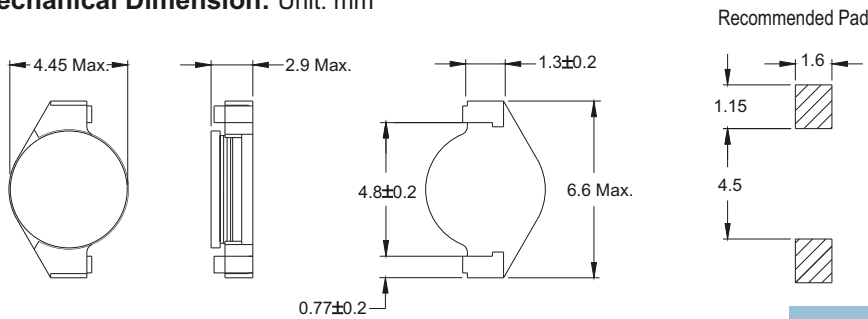
SIS43 Type

Features

- Small size (6.6mm*4.45mm), low profile (2.9mm max. height) SMD type.
- Unshielded, suitable for high density mounting.
- High energy storage and low DCR.
- Provided with embossed carrier tape packing.
- Ideal for power source circuits, DC-DC converter, DC-AC inverters inductor application.
- In addition to the standard versions shown here, custom inductors are available to meet your exact requirements.

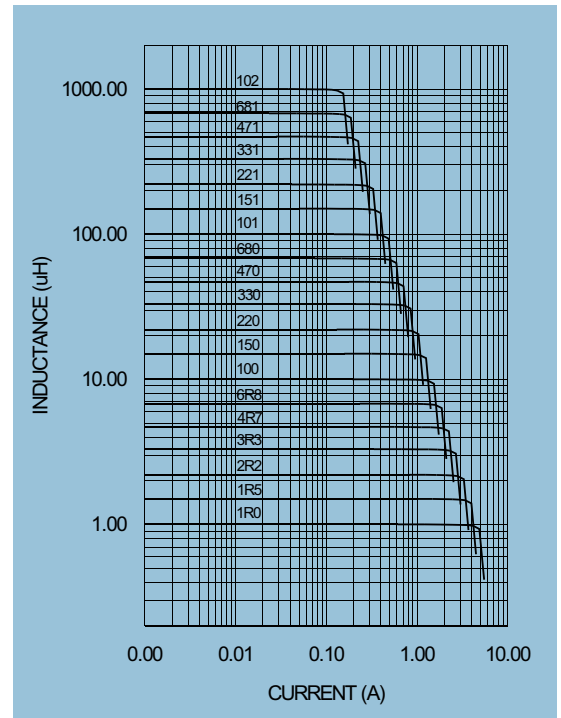


Mechanical Dimension: Unit: mm



Electrical Characteristics:

| PART NO. | L * (μ H) | DCR (Ω) MAX | I _s ** (A _{dc}) | I _r *** (A _{dc}) |
|-----------|-------------------|-------------------------|---|--|
| SIS43-1R0 | 1.0 | 0.050 | 2.9 | 2.9 |
| SIS43-1R5 | 1.5 | 0.050 | 2.6 | 2.8 |
| SIS43-2R2 | 2.2 | 0.070 | 2.3 | 2.4 |
| SIS43-3R3 | 3.3 | 0.080 | 2.0 | 2.0 |
| SIS43-4R7 | 4.7 | 0.090 | 1.5 | 1.5 |
| SIS43-6R8 | 6.8 | 0.130 | 1.2 | 1.4 |
| SIS43-100 | 10 | 0.160 | 1.1 | 1.2 |
| SIS43-150 | 15 | 0.230 | 0.9 | 1.1 |
| SIS43-220 | 22 | 0.370 | 0.7 | 0.8 |
| SIS43-330 | 33 | 0.510 | 0.58 | 0.6 |
| SIS43-470 | 47 | 0.640 | 0.50 | 0.5 |
| SIS43-680 | 68 | 0.860 | 0.40 | 0.4 |
| SIS43-101 | 100 | 1.270 | 0.31 | 0.3 |
| SIS43-151 | 150 | 2.000 | 0.27 | 0.25 |
| SIS43-221 | 220 | 3.110 | 0.22 | 0.20 |
| SIS43-331 | 330 | 3.800 | 0.18 | 0.16 |
| SIS43-471 | 470 | 5.060 | 0.16 | 0.15 |
| SIS43-681 | 680 | 9.200 | 0.14 | 0.12 |
| SIS43-102 | 1000 | 13.800 | 0.10 | 0.07 |



★ Tolerance of inductance
1.0~1000uH±20%

★★ $\Delta L < 10\%$ at I_s

★★★ $\Delta T < 45^\circ\text{C}$ at I_r

★★★★ Operating temperature: -20°C to 105°C (including self-temperature rise)

★★★★★ Test condition at 25°C: 100KHz, 0.1V



DELTA ELECTRONICS, INC.

(TAOYUAN PLANT CPBG) 252, SAN YING ROAD, KUEISAN INDUSTRIAL ZONE, TAOYUAN SHIEN, 333, TAIWAN, R.O.C.

TEL: 886-3-3591968; FAX: 886-3-3591991

<http://www.deltaww.com>