


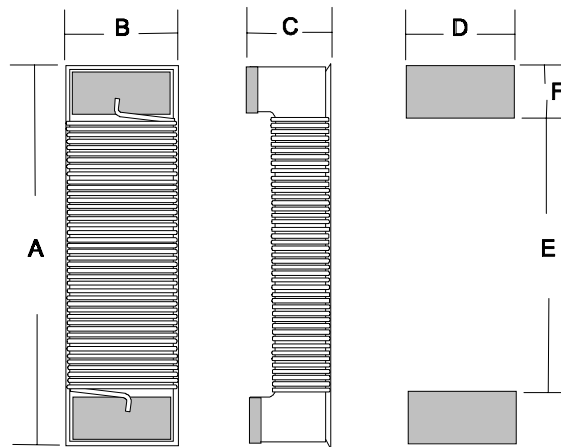
SDTR Series

- High Shock Resistance
- Drop Tested 5 X4m + 200 X1.2m
- 125kHz Transponder Application
- LCP Resin Body
- Ferrite Core
- Temp. Range -40 to 85 °C
- Typical Reel Size 5000pcs



The SDTR series of surface mountable wound inductors is the very first of its type specifically designed for transponder applications in high shock and vibration environments.


COMPONENT OUTLINE



DIMENSIONS (mm)

ECM Type	Inductance Range	A	B	C	D	E	F
SDTR1103	290uH~16.2mH	11.0	2.9	2.5	3.2	9.3	1.0

ECM Chip Transponder Inductors



ECM Part	L (mH)	Tol %	C (pF)	Q Min. (**kHz)	SRF Min. (kHz)	Reading Distance (cm)RD
SDTR1103T-291	0.29 @125 kHz	K	5600	20	1000	29
SDTR1103T-341	0.34 @125 kHz	K	4700	20	1000	34
SDTR1103T-411	0.41 @125 kHz	K	3900	20	1000	38
SDTR1103T-491	0.49 @125 kHz	K	3300	20	1000	39
SDTR1103T-601	0.60 @125 kHz	K	2700	20	1000	41
SDTR1103T-731	0.73 @125 kHz	J	2200	20	1000	42
SDTR1103T-901	0.90 @125 kHz	J	1800	20	1000	43
SDTR1103T-102	1.08 @125 kHz	J	1500	20	1000	45
SDTR1103T-162	1.62 @125 kHz	J	1000	20	600	52
SDTR1103T-192	1.97 @125 kHz	J	820	20	400	59
SDTR1103T-242	2.38 @125 kHz	J	680	22	400	65
SDTR1103T-292	2.89 @125 kHz	J	560	25	400	68
SDTR1103T-342	3.44 @125 kHz	J	470	25	400	71
SDTR1103T-402	4.05 @125 kHz	J	400	25	350	74
SDTR1103T-492	4.91 @125 kHz	J	330	25	350	75
SDTR1103T-602	6.00 @125 kHz	J	270	25	350	75
SDTR1103T-722	7.20 @125 kHz	J	225	25	330	70
SDTR1103T-742	7.36 @125 kHz	J	220	25	300	63
SDTR1103T-902	9.00 @125 kHz	J	180	22	300	61
SDTR1103T-113	10.8 @125 kHz	J	150	20	300	54
SDTR1103T-143	13.5 @125 kHz	J	120	20	250	47
SDTR1103T-163	16.2 @125 kHz	J	100	20	250	45

TOLERANCES J=5%; K= 10%.

**** = Operating and Test Frequency as specified in 'L' column**

C = Capacitor for tuning circuits (125kHz) NB - the parallel input Cap. of the IC must also be taken into account

RD = 20mVp/p in a tuned circuit – Emitter Ø 194mm, L @ 734 µH, Vrms 73.3mV