

### FEATURES

- **SMALL DARK CURRENT:**  
 $I_D = 0.1 \text{ nA}$
- **HIGH QUANTUM EFFICIENCY:**  
 $\eta = 86\%$  at  $\lambda = 1300 \text{ nm}$   
 $\eta = 75\%$  at  $\lambda = 1550 \text{ nm}$
- **DETECTING AREA SIZE:**  
 $\phi 50 \mu\text{m}$
- **LOW OPERATING VOLTAGE:**  
 $V_R = 5 \text{ V}$
- **LOW TERMINAL CAPACITANCE:**  
 $C_t = 0.7 \text{ pF}$  at  $f = 1.0 \text{ MHz}$ ,  $V_R = 5 \text{ V}$
- **COAXIAL MODULE WITH MULTIMODE FIBER OR  
OPTIONAL SINGLEMODE FIBER:**  
GI-50/125, SM-9/125
- **HIGH SPEED RESPONSE:**  
 $f_c = 2.5 \text{ GHz MIN}$

### DESCRIPTION

The NDL5421P Series is an InGaAs PIN photo diode module with multimode fiber. It is designed for 2.5 Gb/s optical fiber communication systems and covers the wavelength range between 1000 and 1600 with high efficiency.

### ELECTRO-OPTICAL CHARACTERISTICS ( $T_C = 25^\circ\text{C}$ )

PART NUMBER PACKAGE OUTLINE			NDL5421P Series		
SYMBOLS	PARAMETERS AND CONDITIONS	UNITS	MIN	TYP	MAX
$I_D$	Dark Current, $V_R = 5 \text{ V}$	nA		0.1	1.0
$C_t$	Terminal Capacitance, $V_R = 5 \text{ V}$ , $f = 1 \text{ MHz}$	pF		0.7	0.9
$\eta$	Quantum Efficiency, $\lambda = 1300 \text{ nm}$ $\lambda = 1550 \text{ nm}$	%	75	86	
			64	75	
S	Responsivity, $\lambda = 1300 \text{ nm}$ $\lambda = 1550 \text{ nm}$	A/W	0.78	0.89	
			0.80	0.94	
$f_c$	Cut-off Frequency, $V_R = 5 \text{ V}$ , $\lambda = 1300 \text{ nm}$ , $R_L = 50 \Omega$	GHz	2.5		

# NDL5421P SERIES

## ABSOLUTE MAXIMUM RATINGS<sup>1</sup>

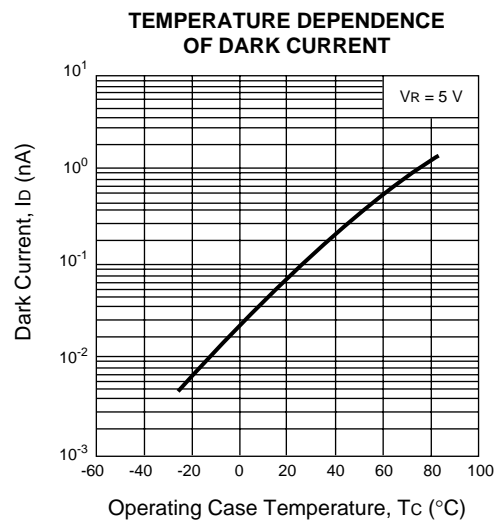
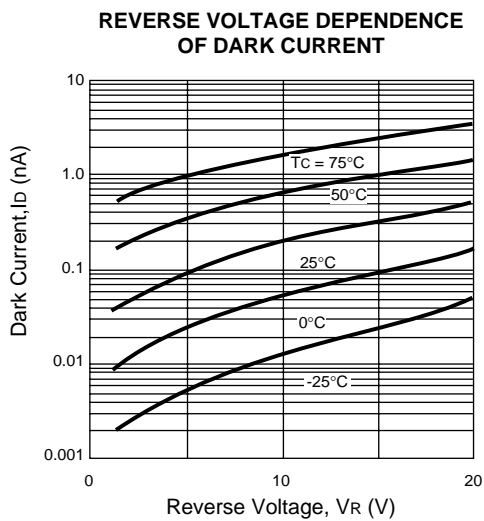
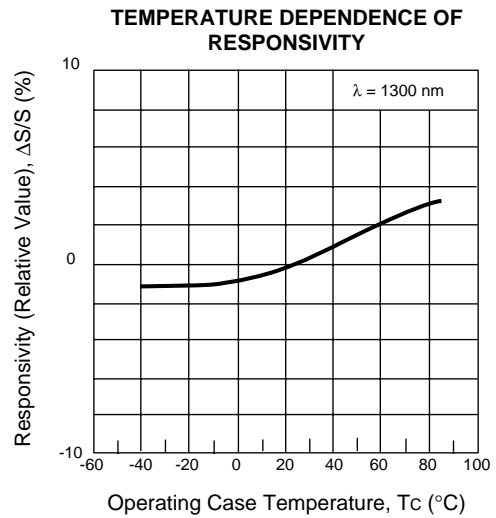
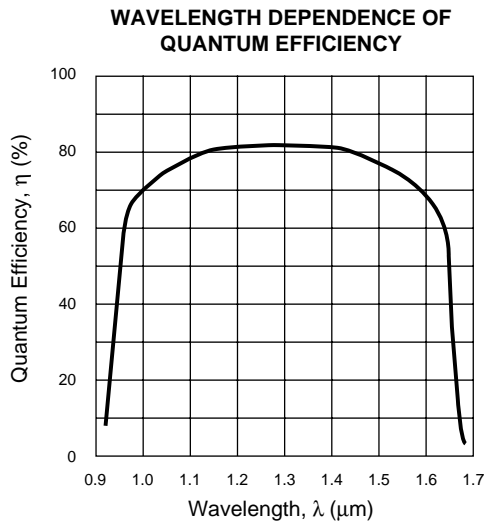
(T<sub>c</sub> = 25°C, unless otherwise specified)

SYMBOLS	PARAMETERS	UNITS	RATINGS
V <sub>R</sub>	Reverse Voltage	V	20
I <sub>F</sub>	Forward Current	mA	10
P <sub>IN</sub>	Optical Input Power	mW	8
T <sub>c</sub>	Operating Case Temp.	°C	-40 to +85
T <sub>STG</sub>	Storage Temperature	°C	-40 to +85

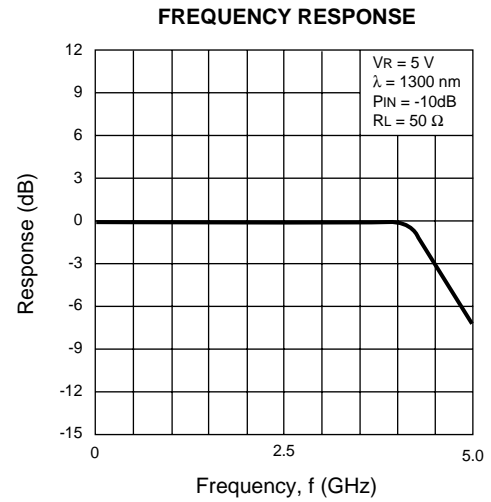
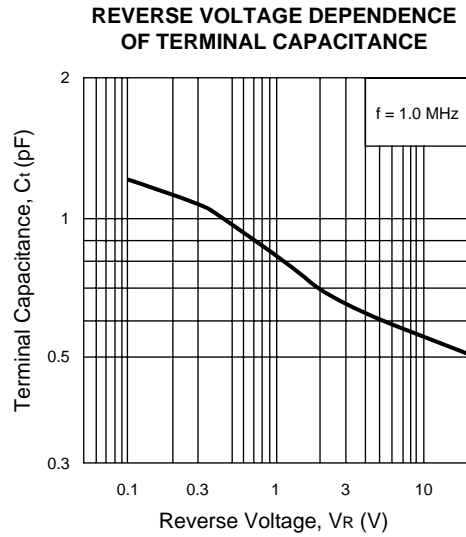
Note:

1. Operation in excess of any one of these parameters may result in permanent damage.

## TYPICAL PERFORMANCE CURVES (T<sub>c</sub> = 25°C, unless otherwise specified)



**TYPICAL PERFORMANCE CURVES** ( $T_c = 25^\circ\text{C}$ , unless otherwise specified)



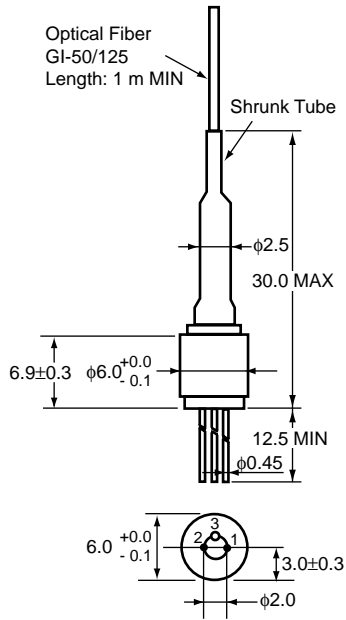
**ORDERING INFORMATION**

PART NUMBER	AVAILABLE CONNECTOR	DESCRIPTION	
NDL5421P	Without Connector	GI-50/125	No Flange
NDL5421PC	With FC-PC Connector		
NDL5421PD	With SC-PC Connector		
NDL5421PS	Without Connector	SM-9/125	Flat Mount Flange
NDL5421PSC	With FC-PC Connector		
NDL5421PSD	With SC-PC Connector		
NDL5421P1	Without Connector	GI-50/125	Vertical Flange
NDL5421P1C	With FC-PC Connector		
NDL5421P1D	With SC-PC Connector		
NDL5421PS1	Without Connector	SM-9/125	Vertical Flange
NDL5421P1SC	With FC-PC Connector		
NDL5421P1SD	With SC-PC Connector		
NDL5421P2	Without Connector	GI-50/125	Vertical Flange
NDL5421P2C	With FC-PC Connector		
NDL5421P2D	With SC-PC Connector		
NDL5421PS2	Without Connector	SM-9/125	Vertical Flange
NDL5421P2SC	With FC-PC Connector		
NDL5421P2SD	With SC-PC Connector		

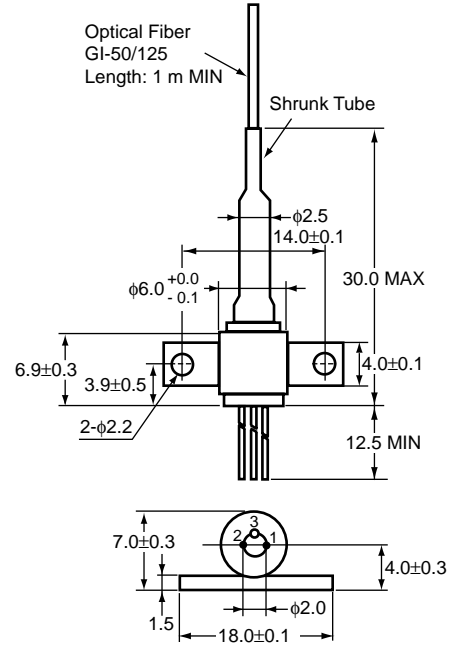
# NDL5421P SERIES

## OUTLINE DIMENSIONS (Units in mm)

**NDL5421P**



**NDL5421P1**

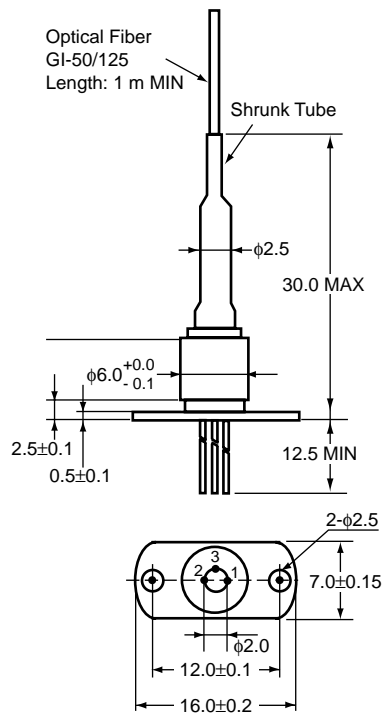


**PIN CONNECTIONS**

- 1. Anode (Negative)
- 2. Cathode (Positive)
- 3. Case



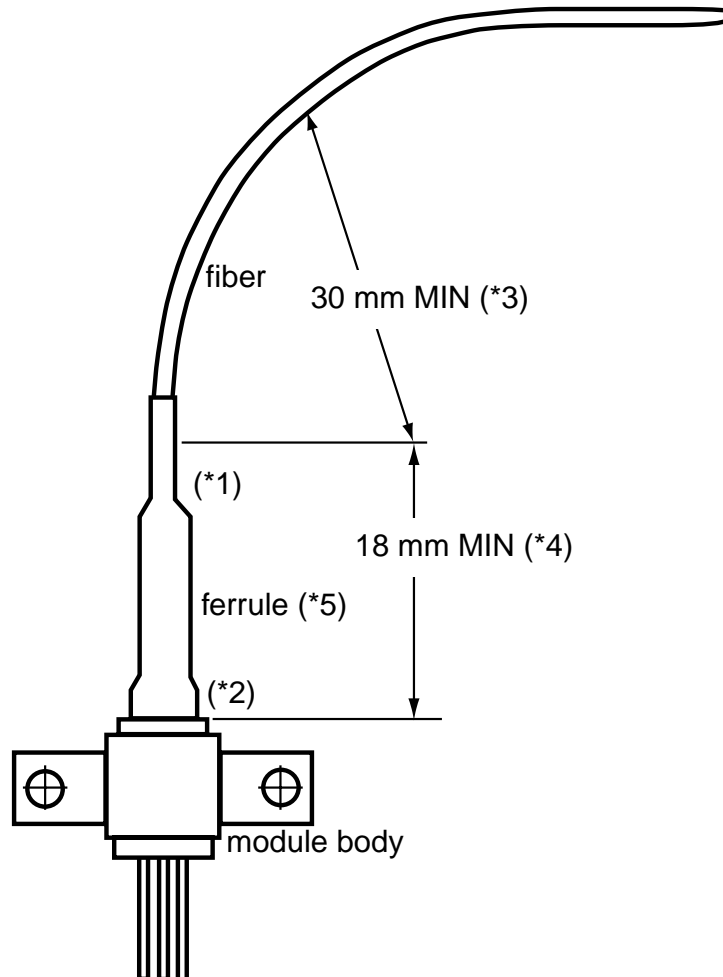
**NDL5421P2**



## HANDLING PRECAUTION FOR PD/APD MODULE

The NEC PD/APD module has heat shrink tubing to protect the ferrule edge (\*1) and the junction between the ferrule and the module body (\*2). In order to avoid breaking the fiber and/or optical coupling degradation, NEC recommends the following handling precautions:

1. Do not make the fiber bend radius less than 30 mm (\*3).
2. Do not bend the fiber within the 18 mm section from the module body (\*4).
3. Do not stress the ferrule with a lateral force exceeding 500 g (\*5).



EXCLUSIVE NORTH AMERICAN AGENT FOR **NEC** RF, MICROWAVE & OPTOELECTRONIC SEMICONDUCTORS

**CEL** CALIFORNIA EASTERN LABORATORIES ¥ Headquarters ¥ 4590 Patrick Henry Drive ¥ Santa Clara, CA 95054-1817 ¥ (408) 988-3500 ¥ Telex 34-6393 ¥ FAX (408) 988-02  
24-Hour Fax-On-Demand: 800-390-3232 (U.S. and Canada only) ¥ Internet: <http://WWW.CEL.COM>

DATA SUBJECT TO CHANGE WITHOUT NOTICE

11/14/2000