
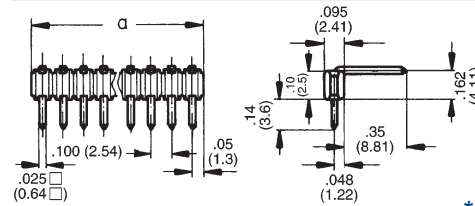


**Series MF/ML/MP
.100" Headers**

**.100" (2.54 mm) Headers
Available in 2-36 Circuits**

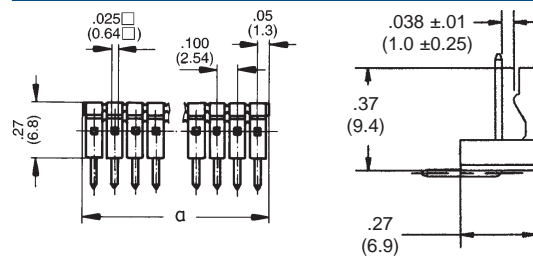


Right Angled MFAS...

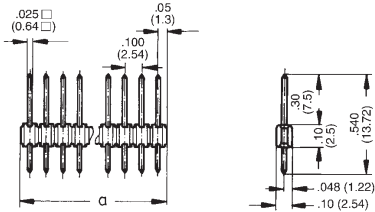


***Slotted Back Wall: 13 and 15-36 Circuits**

Right Angled Locking MLAS

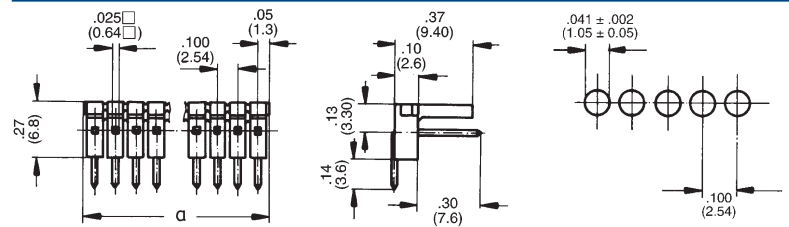


Straight MFSS...



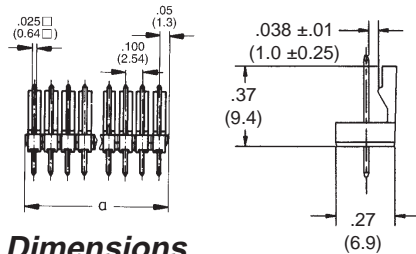
Right Angled Polarizing MPAS...

Printed Circuit Layout...

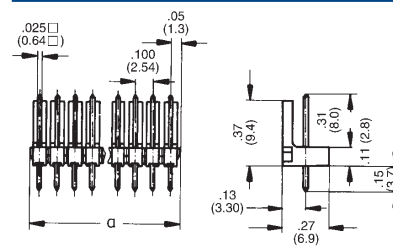


Straight, Locking MLSS...

***Slotted Back Wall: 13 and 15-36 Circuits**



Straight, Polarizing MPSS...



Dimensions

No. of Circuits	2	3	4	5	6	7	8	9	10	11	12	13	14	15	16	17	18	19	20	21	22	23	24	25	26	27	28	29	30	31	32	33	34	35	36
Dimensions	.200 (5.08)	.300 (7.62)	.400 (10.16)	.500 (12.70)	.600 (15.24)	.700 (17.78)	.800 (20.32)	.900 (22.86)	1.000 (25.40)	1.100 (27.94)	1.200 (30.48)	1.300 (33.02)	1.400 (35.56)	1.500 (38.10)	1.600 (40.64)	1.700 (43.18)	1.800 (45.72)	1.900 (48.26)	2.000 (50.80)	2.100 (53.34)	2.200 (55.88)	2.300 (58.42)	2.400 (60.96)	2.500 (63.50)	2.600 (66.04)	2.700 (68.58)	2.800 (71.12)	2.900 (73.66)	3.000 (76.20)	3.100 (78.74)	3.200 (81.28)	3.300 (83.82)	3.400 (86.36)	3.500 (88.90)	3.600 (91.44)

Part Number

No. of Circuits 2-36 (Contact Factory For Circuit Availability)		□□ = Number of Circuits	
Description			
Straight MFSS100-□□	Straight Locking MLSS100-□□	Straight Polarizing MPSS100-□□	Angled MFAS100-□□
			Angled Locking MLAS100-□□
			Angled Polarizing MPAS100-□□

For MLSS100 and MLAS100 - Circuits 2-12 and 14 - See Page 11