
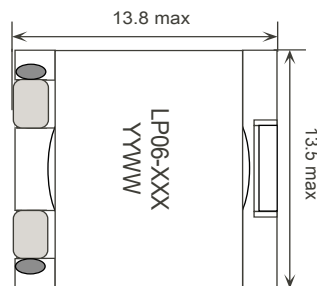


**SMT High Current Inductors****LP06 Series****Features**


- Compact Design for easy SMT Mounting
- Robust Design for High Current DC/DC Applications
- Magnetically Shielded for Reduced EMI

Applications

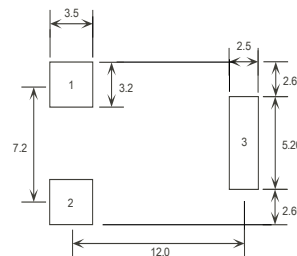
- Power Supply Modules
- Notebook Computers
- Servers

Packaging: Reel Diameter: 13", Reel Width: 24 mm, Pieces/Reel: 600**Mechanical**

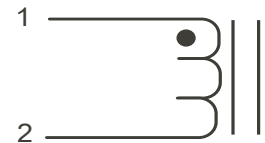
Top View



Side View

Recommended PCB layout

Top View

Schematic

units: mm

Electrical Specifications

Part Number	Inductance ¹ (nH, nom.)	DCR (mΩ)	I _{dc} ⁵ (A)	I _{sat} ⁶ (A)
LP06-101	100	0.5	45	75
LP06-181	180	1	35	65
LP06-221	220	1	35	60
LP06-271	270	1	35	55
LP06-331	330	1	35	48
LP06-391	390	1.9	25	45
LP06-471	470	1.9	25	42
LP06-561	560	2.5	22	40
LP06-681	680	2.5	22	35
LP06-821	820	3.9	17	32
LP06-102	1000	3.9	17	28
LP06-222	2200	4.6	14	15
LP06-332	3300	6.3	12	12
LP06-422	4200	7.1	10.5	11
LP06-472	4700	7.1	9.5	10
LP06-562	5600	10	9.5	8
LP06-722	7200	12	8	7

1. Tested at 1MHz, 0.1Vrms.
2. Electrical specifications at 25°C.
3. Operating range: -40°C to +130°C. This is a combination of ambient plus temperature rise.
4. Meets UL 94V-0.
5. I_{dc} is the DC current required to produce a temperature rise of 40°C at an ambient temperature of 25°C.
6. I_{sat} is the DC current required to reduce the nominal inductance by 10%.
7. Inductance tolerance is +/-10%.

