

Specifications

Parameter	Unit	Minimum	Typical	Maximum
Center Frequency	MHz	134.8	135	135.2
Insertion Loss	dB	-	31.6	33
2 dB Bandwidth	MHz	24	24.03	-
3 dB Bandwidth	MHz		24.1	
35 dB Bandwidth	MHz	-	24.77	24.8
40 dB Bandwidth	MHz		24.84	
Group Delay Variation($f_0 \pm 11\text{MHz}$)	nsec	-	50	-
Phase Linearity($f_0 \pm 11\text{MHz}$)	degree	-	6	-
Passband Variation	dB	-	1	1.5
Ultimate Rejection	dB	48	53	-
Absolute delay	usec	-	3.74	-
Material Temperature coefficient	KHz/°C		-12.69	
Ambient Temperature	°C		25	
Package Size		DIP3512 (35.0x12.8x4.7mm ³)		

Notes:


1. All specifications are based on the test circuit shown
2. In production, devices will be tested at room temperature to a guardbanded specification to ensure electrical compliance over temperature
3. Electrical margin has been built into the design to account for the variations due to temperature drift and manufacturing tolerances
4. This is the optimum impedance in order to achieve the performance shown

Matching Configuration

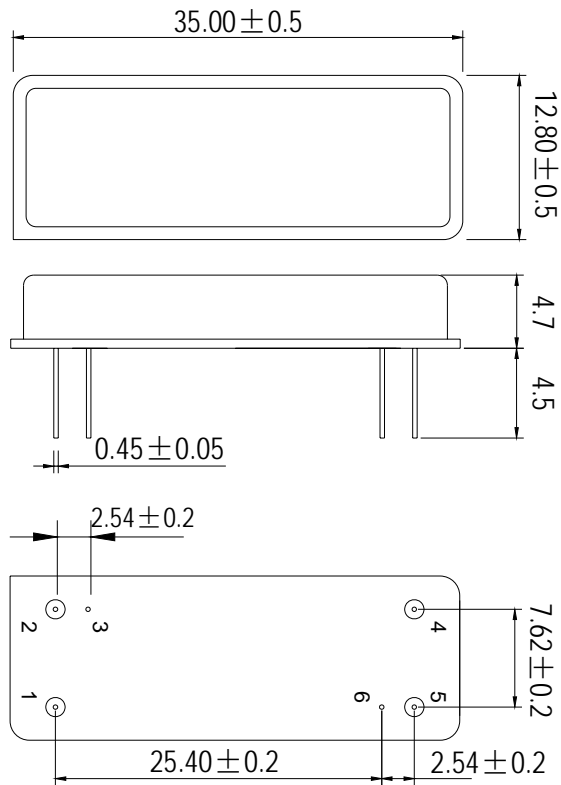


Source/Load Impedance=50 ohm

Notes - Component values may change depending on board layout.

	SIPAT Co., Ltd. (CETC No. 26 Research Institute) Nanping Huayuan Road No. 14 Chongqing, China, 400060	Part Number	LBN13504	
		Rev. Date	2006-11-21	
		Rev.	1.0	Page

Package Dimension



Input	1
Output	5
Ground	2,3,4,6

Package: DIP3512

Unit: mm

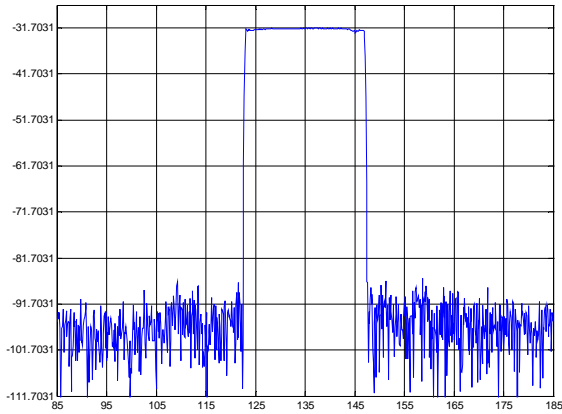


SIPAT Co., Ltd.
(CETC No. 26 Research Institute)
Nanping Huayuan Road No. 14
Chongqing, China, 400060

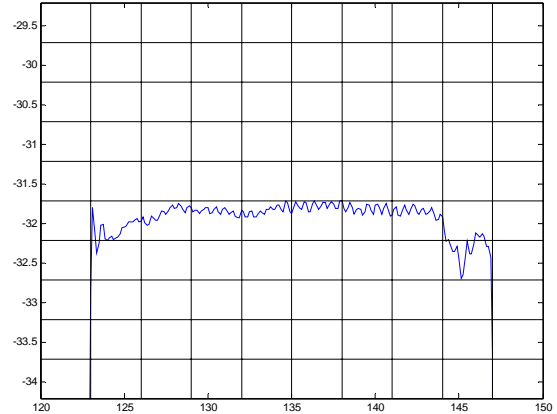
Part Number	LBN13504	
Rev. Date	2006-11-21	
Rev.	1.0	Page 2/3

Typical Performance

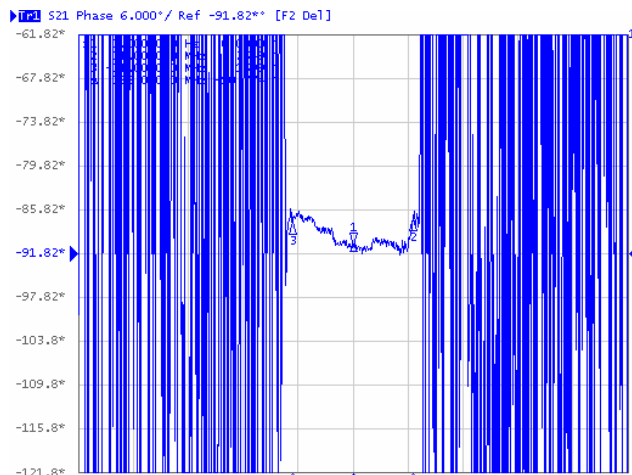
Frequency Response



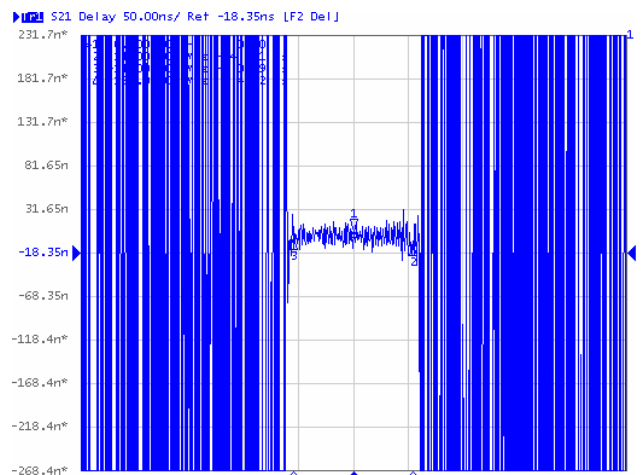
Passband Response



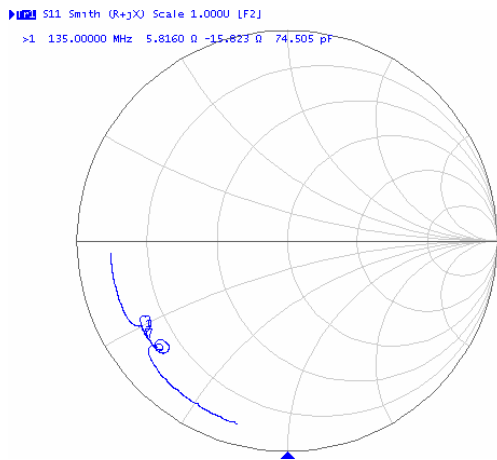
Phase Linearity($f_0 \pm 11\text{MHz}$)



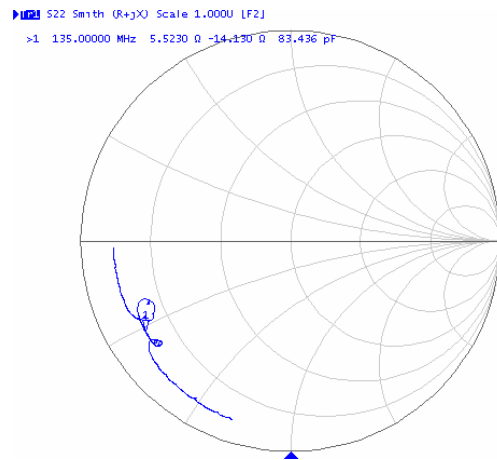
Group delay Variation($f_0 \pm 11\text{MHz}$)



Smith Chart S11



Smith Chart S22



SIPAT Co., Ltd.
(CETC No. 26 Research Institute)
Nanping Huayuan Road No. 14
Chongqing, China, 400060

Part Number	LBN13504	
Rev. Date	2006-11-21	
Rev.	1.0	Page 3/3