

L-7676CSEC-H HYPER ORANGE

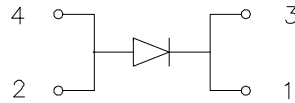
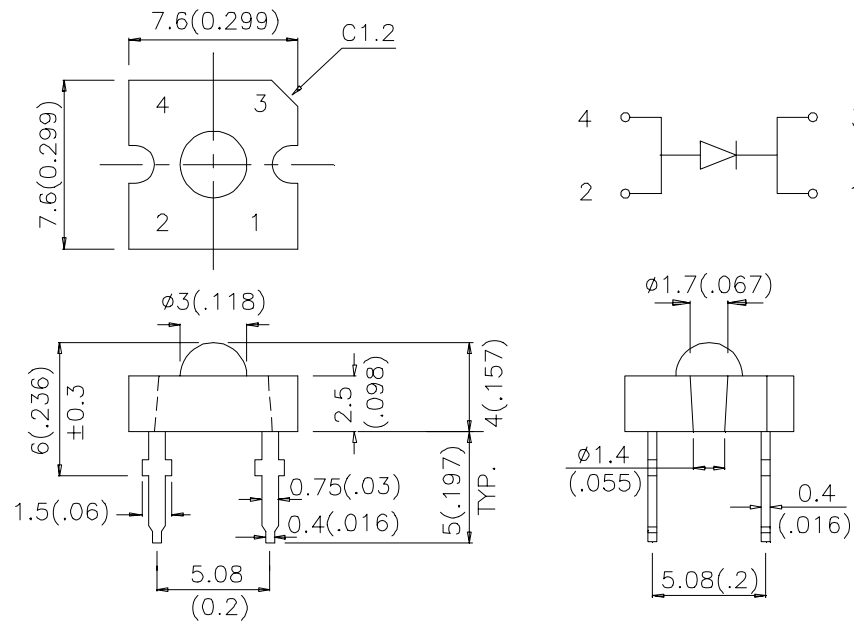
Features

- SUPER FLUX OUTPUT.
- DESIGN FOR HIGH CURRENT OPERATION.
- OUTSTANDING MATERIAL EFFICIENCY.
- RELIABLE AND RUGGED.

Description

This devices are made with TS InGaAlP.

Package Dimensions



Notes:

1. All dimensions are in millimeters (inches).
2. Tolerance is $\pm 0.25(0.01)$ unless otherwise noted.
3. Lead spacing is measured where the lead emerge package.
4. Specifications are subjected to change without notice.

Selection Guide

Part No.	Dice	Lens Type	Iv (mcd) @ 20 mA *70mA		Viewing Angle
			Min.	Typ.	2θ1/2
L-7676CSEC-H	HYPER ORANGE(InGaAlP)	WATER CLEAR	1500	1800	70°
			*4700	*7000	70°

Notes:

1. θ1/2 is the angle from optical centerline where the luminous intensity is 1/2 the optical centerline value.
2. * Luminous intensity with asterisk is measured at 70mA.
3. Drive current between 10mA and 30mA are recommended for long term performance.
4. Operation at current below 10mA is not recommended.

Electrical / Optical Characteristics at T_A=25°C

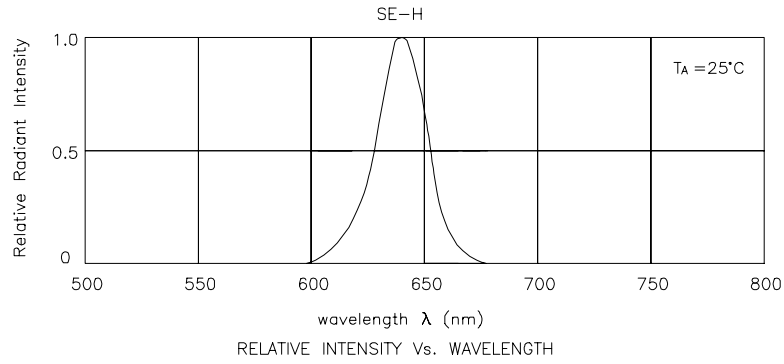
Symbol	Parameter	Device	Typ.	Max.	Units	Test Conditions
λ _{peak}	Peak Wavelength	Hyper Orange	640		nm	I _F =20mA
λ _D	Dominate Wavelength	Hyper Orange	630		nm	I _F =20mA
Δλ _{1/2}	Spectral Line Half-width	Hyper Orange	25		nm	I _F =20mA
C	Capacitance	Hyper Orange	27		pF	V _F =0V;f=1MHz
V _F	Forward Voltage	Hyper Orange	2.2	2.8	V	I _F =20mA
I _R	Reverse Current	Hyper Orange		10	μA	V _R = 5V

Absolute Maximum Ratings at T_A=25°C

Parameter	Hyper Orange	Units
Power dissipation	120	mW
DC Forward Current	30	mA
Peak Forward Current [1]	150	mA
Reverse Voltage	5	V
Operating/Storage Temperature	-40°C To +85°C	
Lead Solder Temperature [2]	260°C For 5 Seconds	

Notes:

1. 1/10 Duty Cycle, 0.1ms Pulse Width.
2. 2mm below package base.



Hyper Orange L-7676CSEC-H

