

Zener diode

FTZ6.8E

●Applications

Noise suppression on single line

Constant voltage control

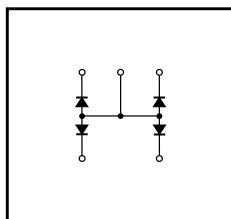
●Features

- 1) Small surface mounting type. (SMD5)
- 2) Multiple diodes with common anode configuration.
- 3) High reliability.

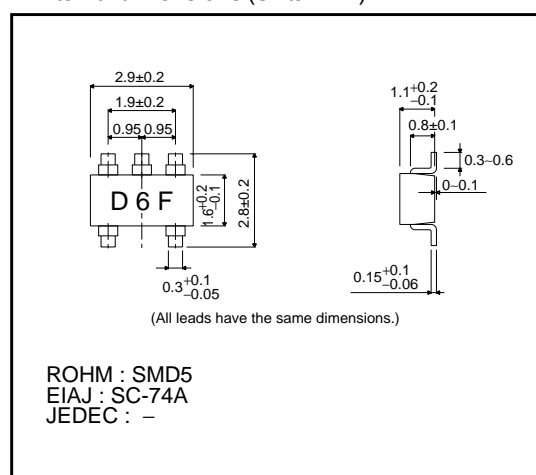
●Construction

Silicon epitaxial planar

●Circuit



●External dimensions (Units : mm)



●Absolute maximum ratings (Ta=25°C)

Parameter	Symbol	Limits	Unit
Power dissipation*	P	200	mW
Junction temperature	T _j	125	°C
Storage temperature	T _{stg}	-55~+125	°C

* Total of 4 elements

●Electrical characteristics (Ta=25°C)

Parameter	Symbol	Min.	Typ.	Max.	Unit	Conditions
Zener voltage	V _z	6.47	—	7.14	V	I _z =5mA
Reverse current	I _R	—	—	0.5	μA	V _R =3.5V
Operating resistance	Z _z	—	—	40	Ω	I _z =5mA
Rising operating resistance	Z _{zk}	—	—	60	Ω	I _z =0.5mA

Diodes

●Others

Item	Standard 1	IEC1000-4-2
Device configuration	Charge/discharge capacitance : 200 pF ± 10% Discharge resistance : 400 Ω ± 10%	Charge/discharge capacitance : 150 pF Discharge resistance : 330 Ω
Judgment contents	5 repetitions No spark or smoke emitted : ± 25 kV No element destruction : ± 20 kV No malfunction : ± 8 kV	10 repetitions No malfunction Contact : ± 8 kV Suspended : ± 15 kV

●Electrical characteristic curves (Ta=25°C)

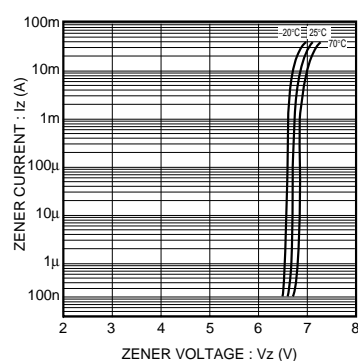


Fig.1 Zener characteristics

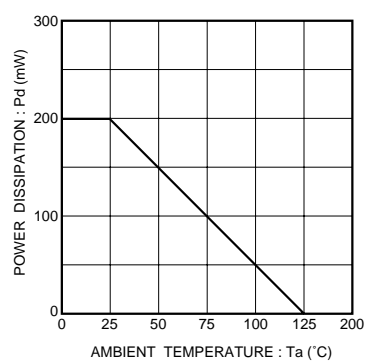


Fig.2 Derating curve