

## APPLICATIONS

- ✓ Cellular Phones
- ✓ Color LCD Display Panel
- ✓ Notebooks
- ✓ Personal Digital Assistant (PDA)
- ✓ Ground Positioning System (GPS)
- ✓ SMART Cards

## IEC COMPATIBILITY (EN61000-4)

- ✓ 61000-4-2 (ESD): Air - 15kV, Contact - 8kV
- ✓ 61000-4-4 (EFT): 40A - 5/50ns

## FEATURES

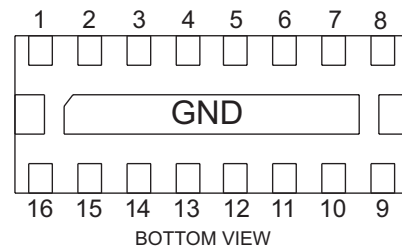
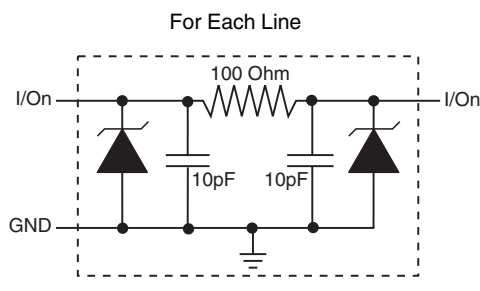
- ✓ ESD Protection > 25 kilovolts
- ✓ EMI Filtering/TVS Low Pass Filters
- ✓ Blocking Rectifier
- ✓ > 25db Attenuation from 800MHz to 3GHz
- ✓ Protects up to Eight(8) Data Lines
- ✓ RoHS Compliant

## MECHANICAL CHARACTERISTICS

- ✓ DFN-16LP Package
- ✓ Available in Lead-Free Pure-Tin Plating(Annealed)
- ✓ Solder Reflow Temperature:  
Pure-Tin - Sn, 100: 260-270°C
- ✓ Consult Factory for Leaded Device Availability
- ✓ Flammability Rating UL 94V-0
- ✓ Device Marking: Marking Code
- ✓ 12mm Tape and Reel Per EIA Standard 481



## PIN CONFIGURATION



**Note:** I/O connected from pins 1-16, 2-15, 3-14, 5-12, 6-11, 7-10 and 8-9.

# EM8DLP-100L

## DEVICE CHARACTERISTICS

### MAXIMUM RATINGS @ 25°C Unless Otherwise Specified

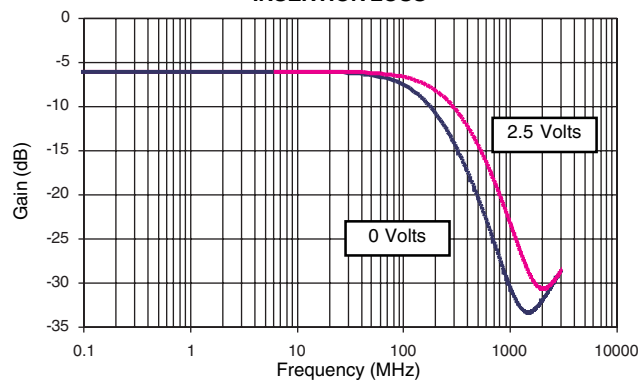
PARAMETER	SYMBOL	VALUE	UNITS
Operating Temperature	$T_A$	-40 to 85	°C
Storage Temperature	$T_{STG}$	-55 to 150	°C
DC Power Per Resistor	P	100	mW
Typical Resistance @ ± 20%	R	100	OHMS
Soldering Temperature for 10 seconds	$T_L$	265	°C

### ELECTRICAL CHARACTERISTICS PER LINE @ 25°C Unless Otherwise Specified

PART NUMBER	DEVICE MARKING CODE	RATED STAND-OFF VOLTAGE $V_{WM}$ VOLTS	MINIMUM BREAKDOWN VOLTAGE @ 1mA $V_{(BR)}$ VOLTS	MAXIMUM REVERSE LEAKAGE CURRENT @ 3V $I_b$ $\mu A$	TYPICAL FORWARD VOLTAGE @ 10mA $V_F$ VOLTS	MINIMUM ATTENUATION @ 800-3000 MHz dB	CUT-OFF FREQUENCY (50 OHMS I/O) ZERO BIAS fC MHz	TYPICAL CAPACITANCE (See Note 1) @ 2.5V, 1MHz C pF
EM8DLP-100L	8LP	5.0	6.0	0.1	0.8	25	150	20

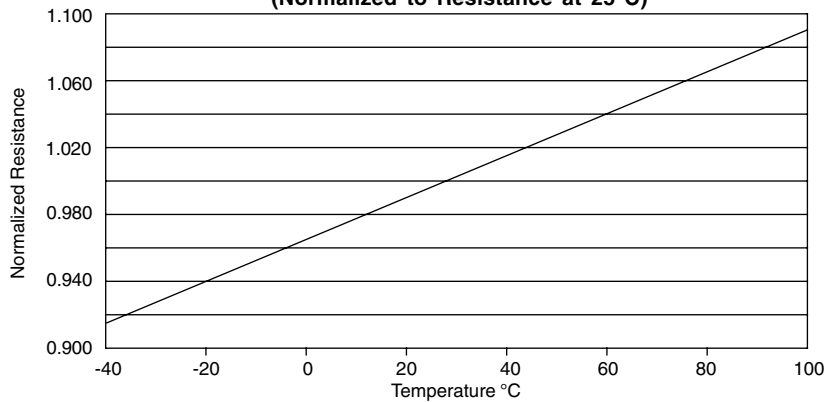
**Note 1:** ± 20% tolerance.

**FIGURE 1  
INSERTION LOSS**

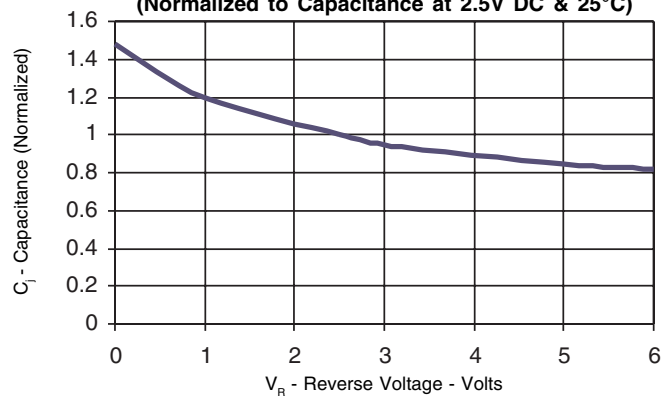


## GRAPHS

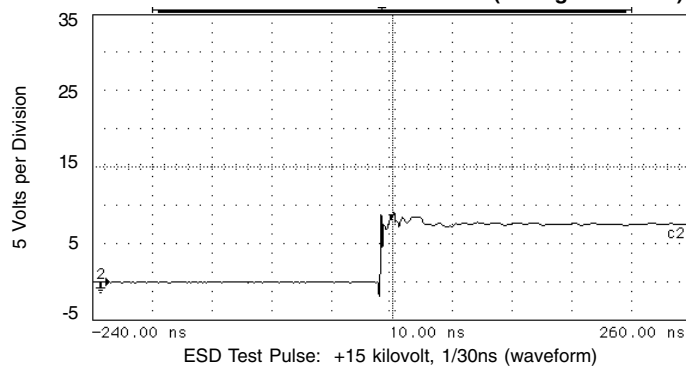
**FIGURE 1**  
**RESISTANCE VS TEMPERATURE**  
**(Normalized to Resistance at 25°C)**



**FIGURE 3**  
**CAPACITANCE VS REVERSE VOLTAGE**  
**(Normalized to Capacitance at 2.5V DC & 25°C)**

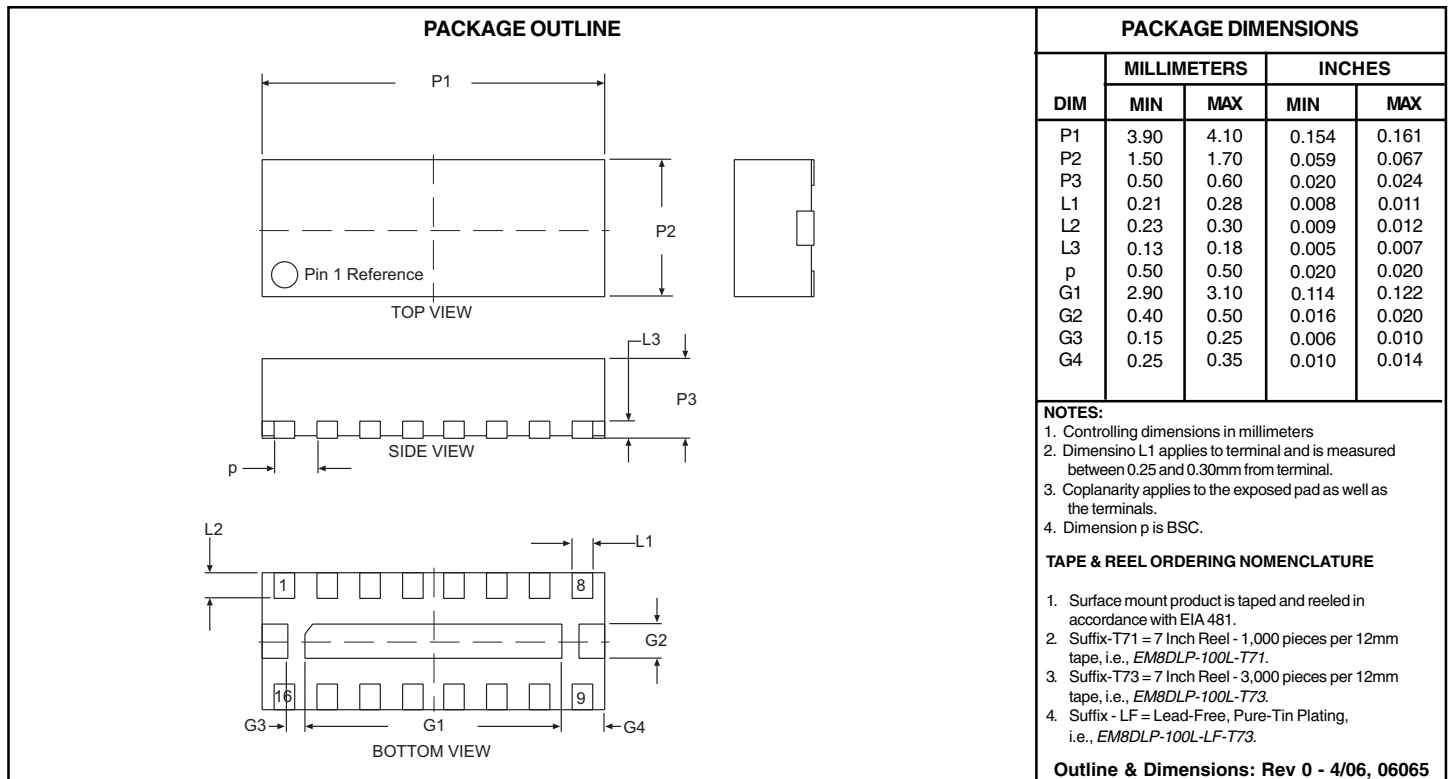


**FIGURE 4**  
**OVERSHOOT & CLAMPING VOLTAGE (through the filter)**



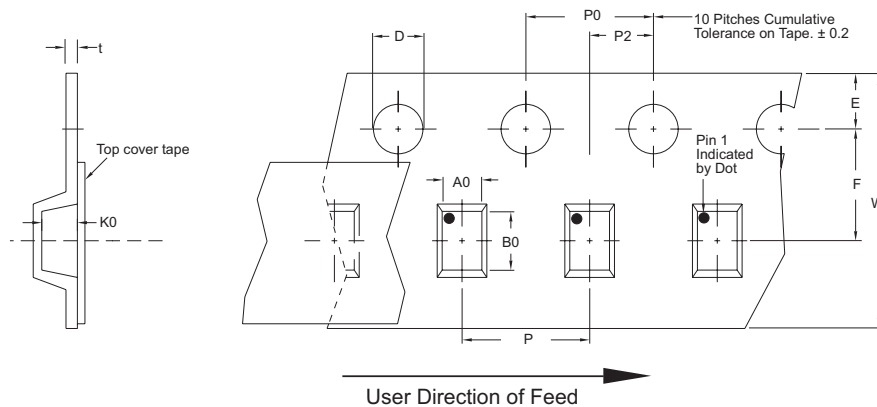
# EM8DLP-100L

## DFN-12LP PACKAGE OUTLINE & DIMENSIONS



Tape & Reel Specifications (Dimensions in millimeters)

Reel Dia.	Tape Width	A0	B0	K0	D	E	F	W	P0	P2	P	t
178mm (7")/330mm(13")	12mm	1.9± 0.10	4.30± 0.10	0.80 ± 0.10	1.50 ± 0.10	1.75 ± 0.10	5.50	12.00 ±0.30	4.00 ±0.10	2.00 ±0.05	4.00 ±0.10	0.30±0.05



**COPYRIGHT © ProTek Devices 2007**

SPECIFICATIONS: ProTek reserves the right to change the electrical and or mechanical characteristics described herein without notice (except JEDEC).

DESIGN CHANGES: ProTek reserves the right to discontinue product lines without notice, and that the final judgement concerning selection and specifications is the buyer's and that in furnishing engineering and technical assistance, ProTek assumes no responsibility with respect to the selection or specifications of such products.

**ProTek Devices**  
 2929 South Fair Lane, Tempe, AZ 85282  
 Tel: 602-431-8101 Fax: 602-431-2288  
 E-Mail: [sales@protekdevices.com](mailto:sales@protekdevices.com)  
 Web Site: [www.protekdevices.com](http://www.protekdevices.com)