



Features

- Lead free
- RoHS compliant*
- Bifilar or sector windings
- Wide frequency range over 1000 MHz
- Rated current 0.2 to 0.5 A
- Open construction is more economical than DR332 Series

Applications

- For the suppression of EMI in data and signal lines, e.g. CAN Bus

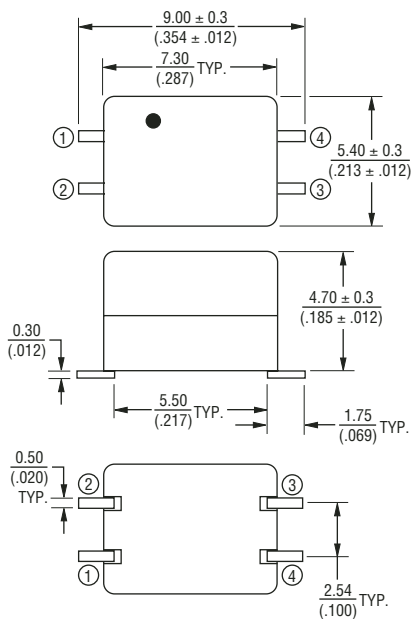
DR331 Series Surface Mount Data Line Chokes

Electrical Characteristics (@ 25 °C)

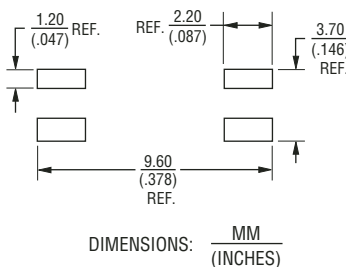
Bourns Part Number	L (1-4) @ 100 kHz, 0.1 Vrms (μH)	LL (1-4) @ 100 kHz, 0.1 Vrms (Typ.) (2-3 Short)	RDC (Ω) (Winding) Max.	Rated Current Max.	Winding
DR331-113BE	11.0 +25 %	0.05 μH	0.12	0.5 A	Bifilar
DR331-253AE	25.0 +25 %	1.50 μH	0.20	0.5 A	Sector
DR331-513AE	51.0 +25 %	2.00 μH	0.30	0.5 A	Sector
DR331-513BE	51.0 +25 %	0.60 μH	0.30	0.5 A	Bifilar
DR331-104AE	100.0 +25 %	0.85 μH	0.10	0.5 A	Sector
DR331-474BE	470.0 +25 %	0.28 μH	0.28	0.5 A	Bifilar
DR331-105BE	1000.0 +25 %	0.29 μH	0.40	0.5 A	Bifilar
DR331-475BE	4700.0 +25 %	0.30 μH	0.70	0.2 A	Bifilar

Rated Voltage80 Vdc/42 Vac
 Hipot (1 sec.).....250 Vac/60 Hz, 3 mA
 *Operating Temperature ..-40 to +135 °C
 *Storage Temperature-40 to +135 °C
 Temperature Rise
30 °C max. at rated current
 Resistance to Solder Heat
260 °C 10 sec.
 CoreFerrite
 WireEnamelled copper wire (Class F)
 BasePPHS (UL 94V-0)
 TerminalCu/Ni/Sn
 Adhesive.....Epoxy resin
 Packaging1500 pcs. per reel

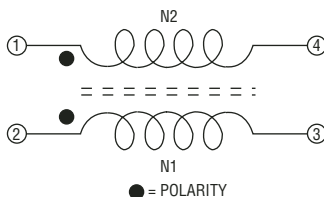
Product Dimensions



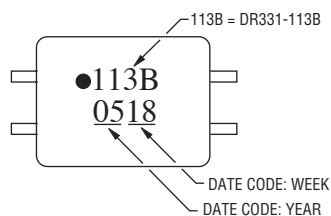
Recommended PCB Layout



Schematic



Typical Part Marking



How to Order

DR331 - 253 A E

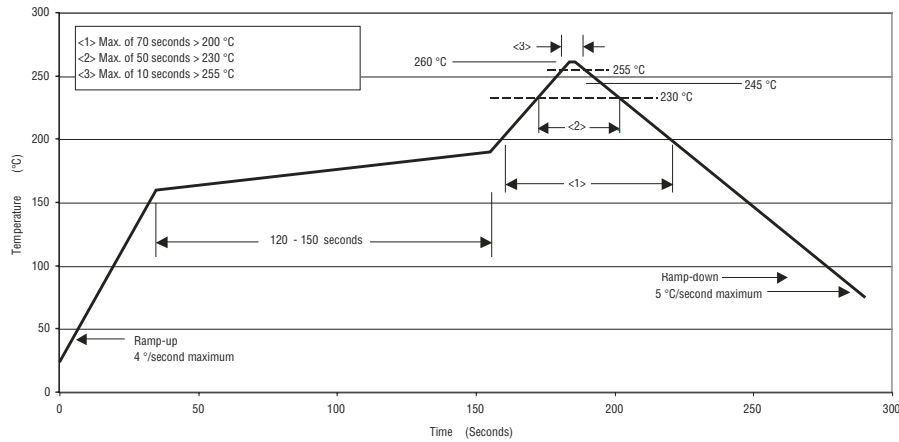
Model _____
 Value Code _____
 See Model-Value Table
 Winding Type _____
 A = Sector
 B = Bifilar
 Terminal _____
 E = Cu/Ni/Sn (Lead Free)

*RoHS Directive 2002/95/EC Jan 27 2003 including Annex
 Specifications are subject to change without notice.
 Customers should verify actual device performance in their specific applications.

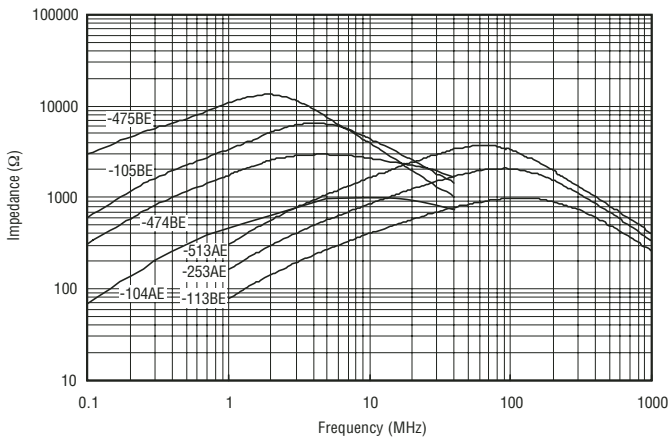
DR331 Series Surface Mount Data Line Chokes

BOURNS®

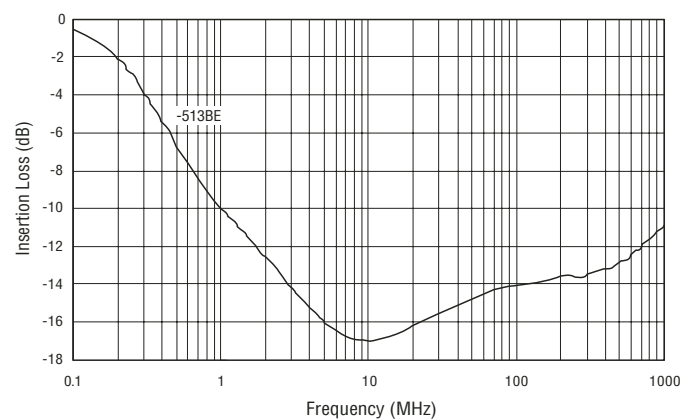
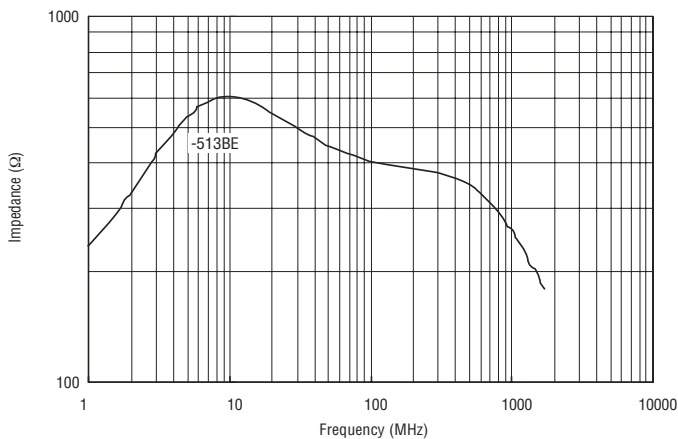
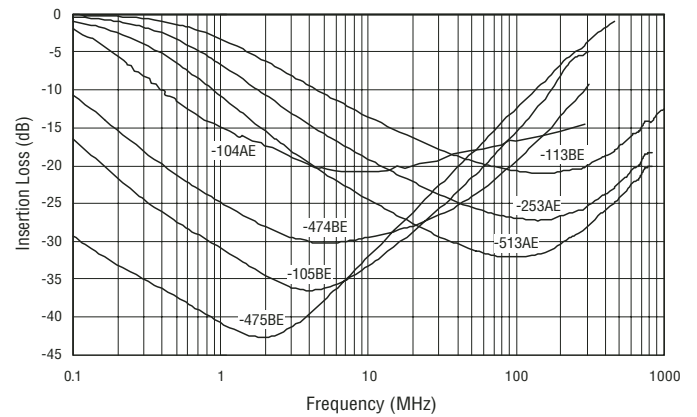
Solder Profile



Impedance vs. Frequency



Insertion Loss vs. Frequency

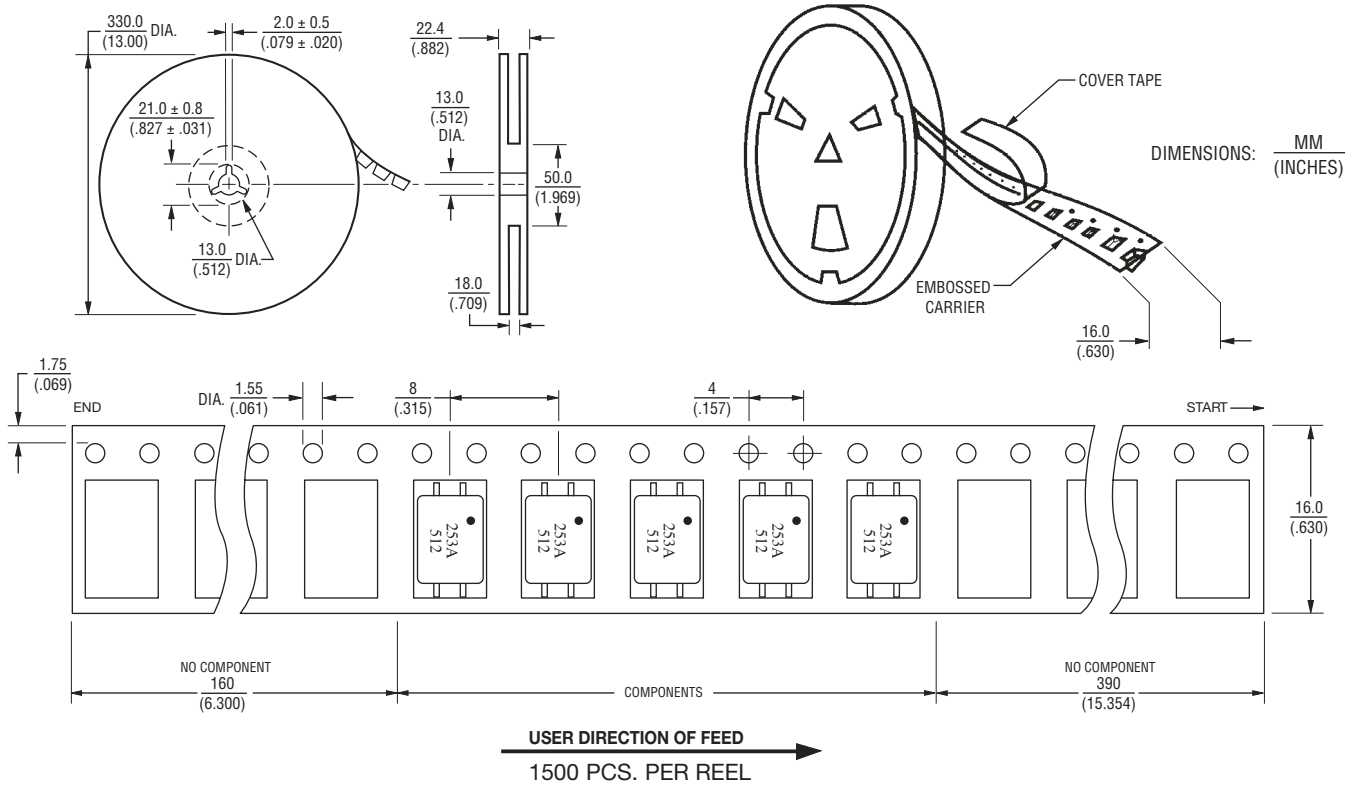


Specifications are subject to change without notice. Customers should verify actual device performance in their specific applications.

DR331 Series Surface Mount Data Line Chokes

BOURNS®

Packaging Specifications



REV. 06/06

Specifications are subject to change without notice.
Customers should verify actual device performance in their specific applications.