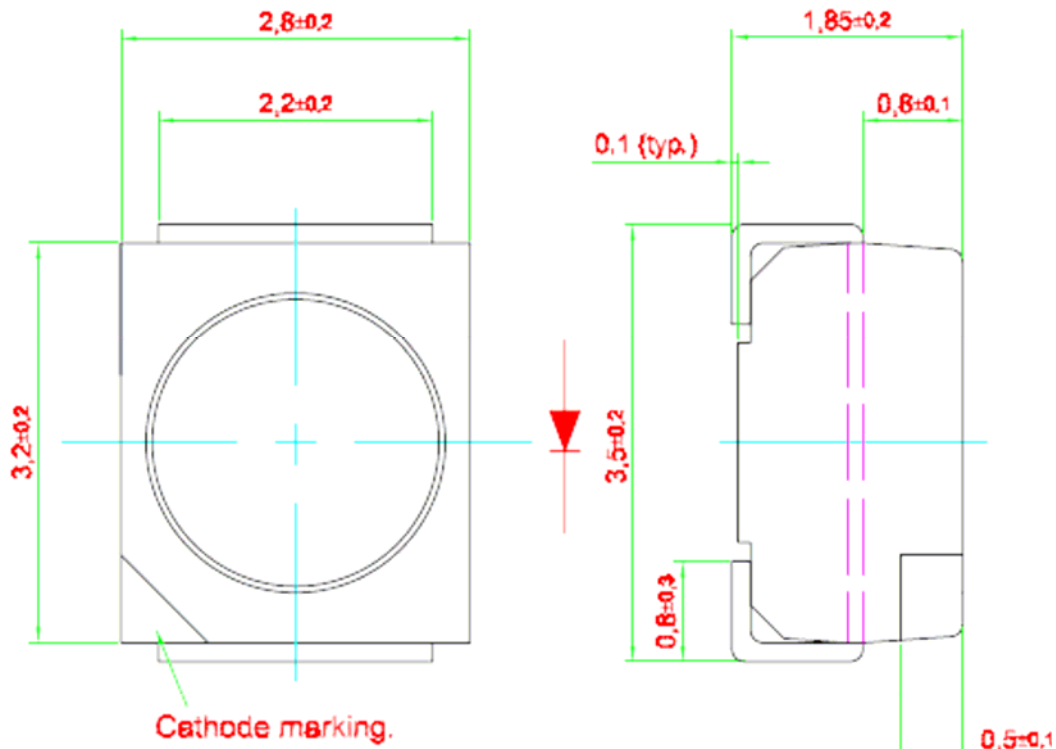


DomiLED – GaP : DDx-GJS-I1



- Low current surface mount LED.
- 120° viewing angle.
- Small package outline (LxWxH) of 3.2 x 2.8 x 1.8 mm.
- Qualified according to JEDEC moisture sensitivity Level 2.
- Compatible to both IR reflow soldering and TTW soldering.

Part Ordering Number	Chip Technology / Color	Luminous Intensity @ If = 10mA lv (mcd)
DDR-GJS-J2L1-1-I1 <ul style="list-style-type: none"> • DDR-GJS-J2 • DDR-GJS-K1 • DDR-GJS-K2 • DDR-GJS-L1 	GaP / Red, 625 nm	5.6 ... 14.0 5.6 ... 7.2 7.2 ... 9.0 9.0 ... 11.2 11.2 ... 14.0
DDO-GJS-H2K1-1-I1 <ul style="list-style-type: none"> • DDO-GJS-H2 • DDO-GJS-J1 • DDO-GJS-J2 • DDO-GJS-K1 	GaP / Orange, 605 nm	3.55 ... 9.0 3.55 ... 4.5 4.5 ... 5.6 5.6 ... 7.2 7.2 ... 9.0
DDY-GJS- H2K1-1-I1 <ul style="list-style-type: none"> • DDY-GJS-H2 • DDY-GJS-J1 • DDY-GJS-J2 • DDY-GJS-K1 	GaP / Yellow, 587 nm	3.55 ... 9.0 3.55 ... 4.5 4.5 ... 5.6 5.6 ... 7.2 7.2 ... 9.0
DDG-GJS- KL2-1-I1 <ul style="list-style-type: none"> • DDG-GJS-K1 • DDG-GJS-K2 • DDG-GJS-L1 • DDG-GJS-L2 	GaP / Green, 570 nm	7.2 ... 18.0 7.2 ... 9.0 9.0 ... 11.2 11.2 ... 14.0 14.0 ... 18.0
DDP-GJS-GH2-1-I1 <ul style="list-style-type: none"> • DDP-GJS-G1 • DDP-GJS-G2 • DDP-GJS-H1 • DDP-GJS-H2 	GaP / Green, 560 nm	1.80 ... 4.50 1.80 ... 2.24 2.24 ... 2.80 2.80 ... 3.55 3.55 ... 4.50

NOTE:

1. All part number above comes in a quantity of 2000 units per reel.
2. Luminous intensity is measured with an accuracy of $\pm 11\%$.
3. Wavelength binning is carried for all units as per the wavelength-binning table. Only one wavelength group is allowed for each reel.

DOMINANT Semiconductors

Characteristics.

Forward voltage @ $I_f=10$ mA.	Chip Type	Viewing angle at 50% I_v	Max reverse current, I_R @ $V_R = 5V$.
2.05 V (typ.); 2.45 V (max)	GaP	120°	100 μA

All forward voltages are measured using a current pulse of 1 ms and has an accuracy of ± 0.1 V.

Wavelength Grouping.

Color	Group	Wavelength distribution (nm)
DDR; Red	Full	620 – 635
	W	620 – 635
DDO; Orange	Full	600 – 612
	W	600 - 603
	X	603 - 606
	Y	606 - 609
	Z	609 - 612
DDY; Yellow	Full	582 – 594
	W	582 – 585
	X	585 – 588
	Y	588 - 591
	Z	591 - 594
DDG; Green	Full	564.5 – 576.5
	W	564.5 – 567.5
	X	567.5 – 570.5
	Y	570.5 – 573.5
	Z	573.5 – 576.5
DDP; Pure Green	Full	552.5 – 564.5
	W	552.5 – 555.5
	X	555.5 – 558.5
	Y	558.5 – 561.5
	Z	561.5 – 564.5

Dominant wavelength is measured with an accuracy of ± 1 nm.

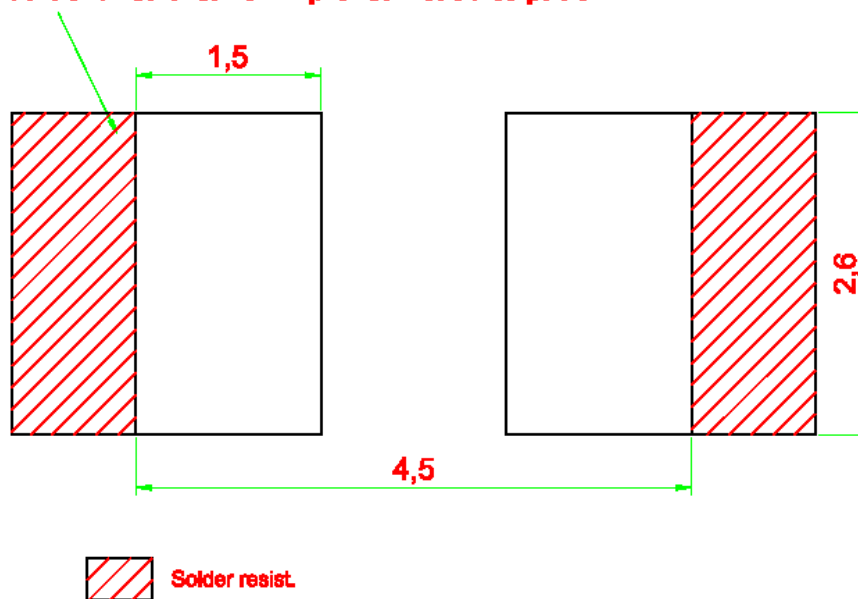
DOMINANT Semiconductors

Absolute Maximum Ratings.

	Maximum Value	Unit
DC forward current.	30	mA
Peak pulse current; ($t_p \leq 10 \mu\text{s}$, Duty cycle = 0.005)	500	mA
Reverse voltage.	5	V
LED junction temperature.	100	°C
Operating temperature.	-40 ... +100	°C
Storage temperature.	-40 ... +100	°C
Power dissipation (at room temperature)	75	mW

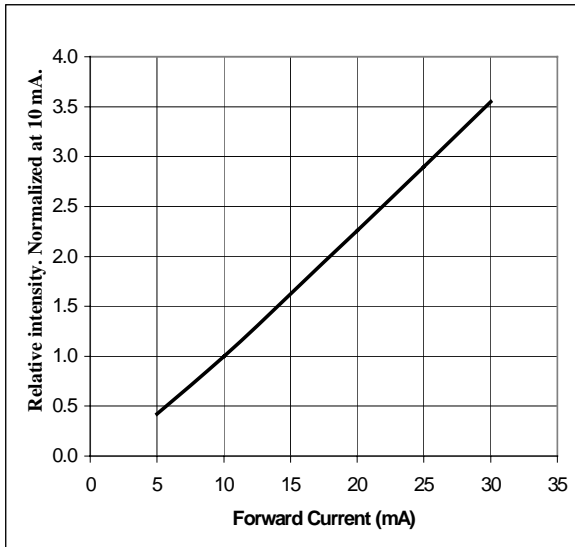
Recommended Solder Pad

Additional Cu area for improved heat dissipation.

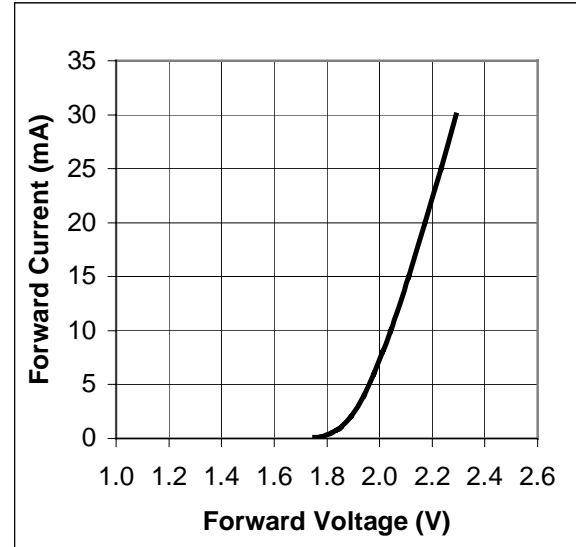


DOMINANT Semiconductors

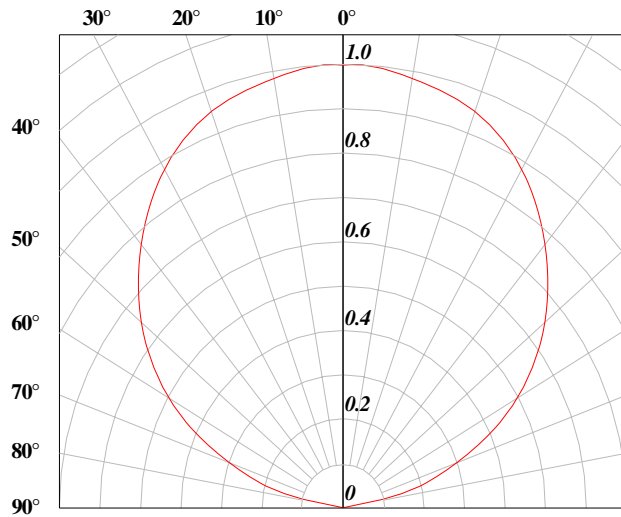
Relative luminous intensity vs. forward current.



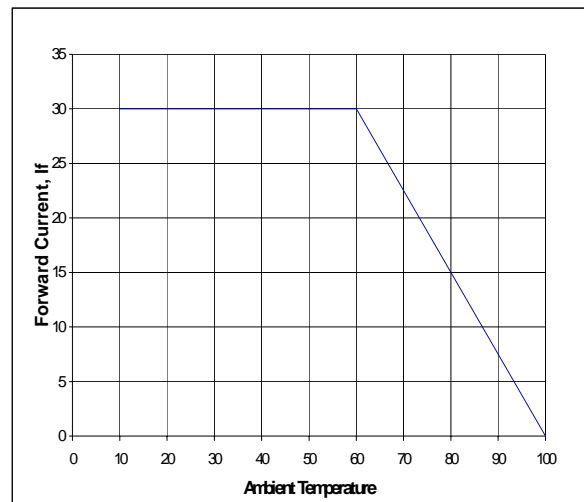
Forward current vs. forward voltage.



Radiation pattern.



Maximum forward current vs. temperature.

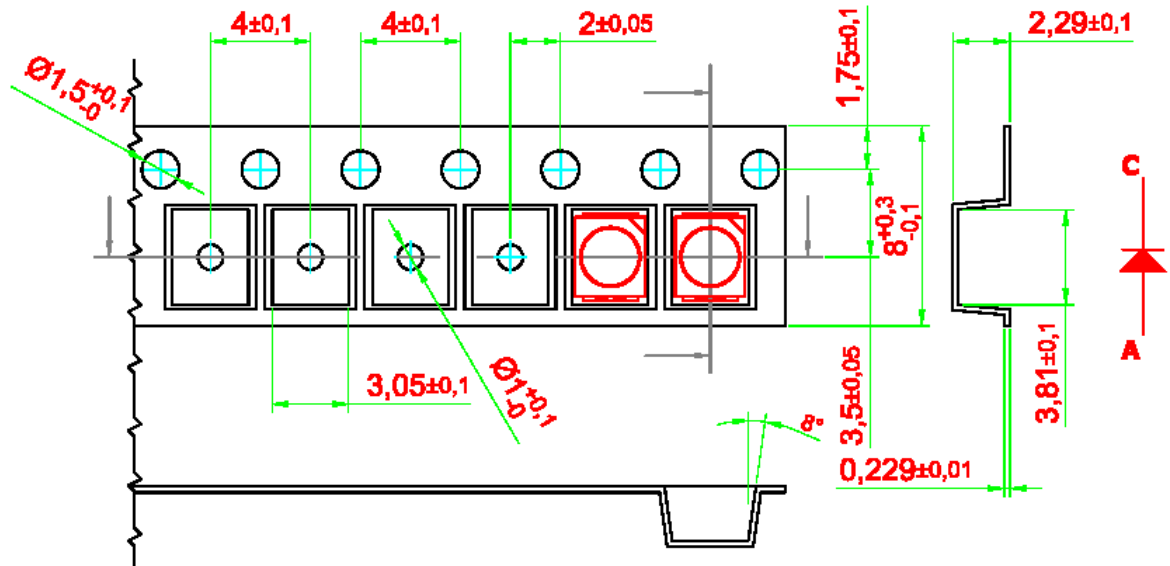


DOMINANT Semiconductors

Taping And Orientation.

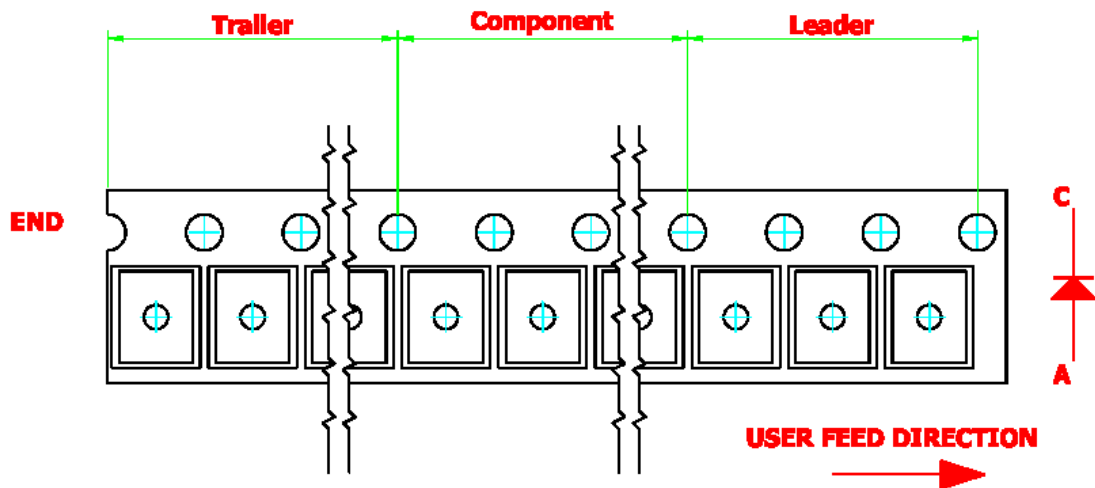
Reels come in quantity of 2000 units.

Reel diameter is 180 mm .

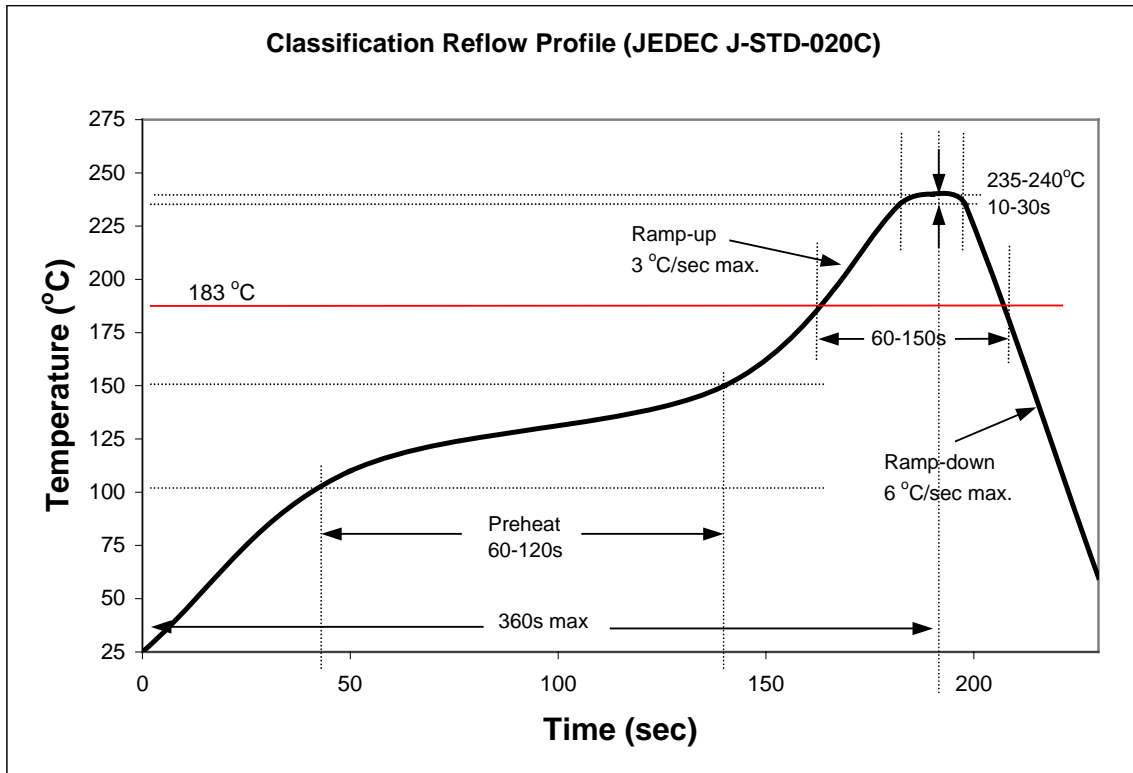


200 mm min. for $\varnothing 180$ reel.
200 mm min. for $\varnothing 330$ reel.

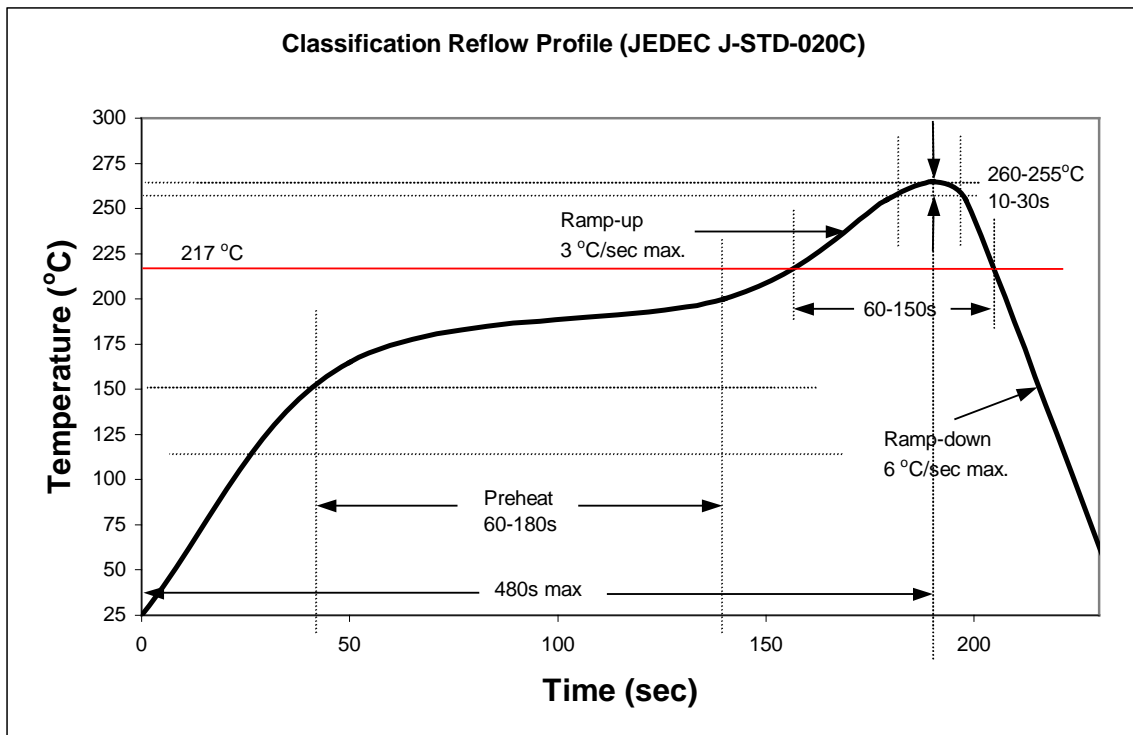
480 mm min. for $\varnothing 180$ reel.
960 mm min. for $\varnothing 330$ reel.



Recommended Sn-Pb IR-Reflow Soldering Profile.



Recommended Pb Free IR-Reflow Soldering Profile.



NOTE.

All the information published is considered to be reliable. However, DOMINANT Semiconductors does not assume any liability arising out of the application or use of any product described herein.

DOMINANT Semiconductors reserves the right to make changes at any time without notice to any products in order to improve reliability, function or design.

DOMINANT Semiconductors products are not authorized for use as critical components in life support devices or systems without the express written approval from the managing director of DOMINANT Semiconductors.