



## Solder Anchor Attachment Method

**Part Number: 374724B60024**

(Vis Number: 037812)

**This part is in stock and available for immediate delivery:**

Contact your [local sales rep](#)

BGA Surface	Interface	Heat Sink Finish	Part Class
All	T766	Black Anodize	A

### Features and Benefits

- New unique wire clip design allows for complete reworkability after assembly
- Configurations are available for a wide range of BGA package sizes in any thickness up to 3.0mm
- Minimal PC Board real estate is required for mounting
- Solder Anchors provide the most rugged mounting in the industry
- Each Heat Sink utilizes a phase change pad as the interface for optimal performance



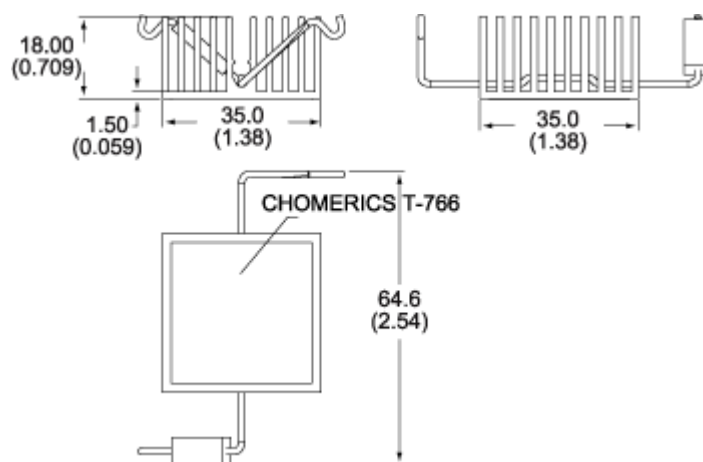
Solder anchors are sold separately

**Part Number Do57**

*2 Solder anchors must be soldered to the PCB Prior to attaching the heat sink clip.*

Width	Length	Height	Fin Thickness Across Width	Fin Thickness Across Length	Base Thickness	# of fins across width	# of fins across length
35mm	35mm	18mm	1.4mm	1.57mm	1.5mm	10	10

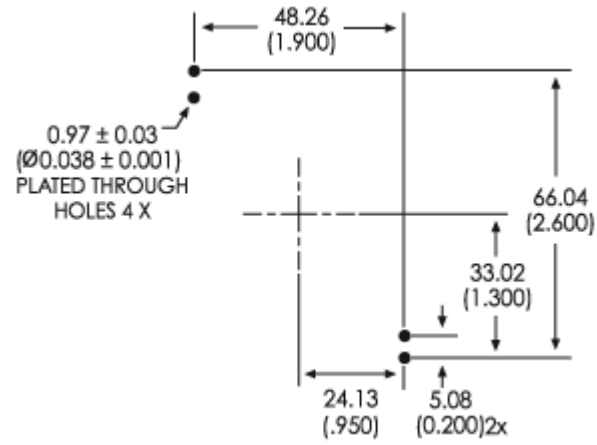
### Mechanical Outline Drawing



Unless otherwise shown, tolerances are  $\pm 0.38 (\pm 0.015)$

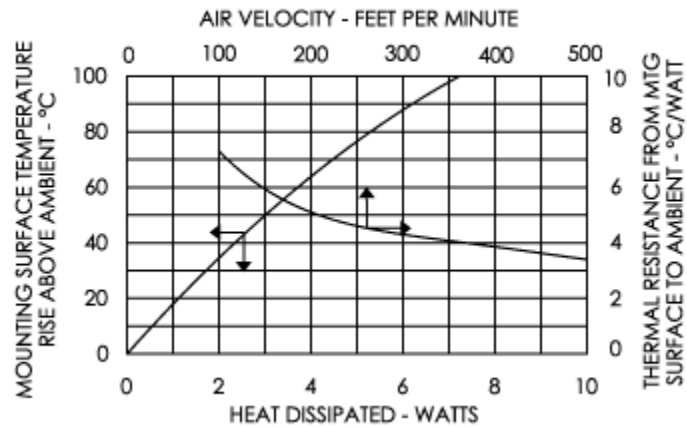
---

### Recommended PCB Hole Pattern



## Thermal Performance

* $\theta_n$	** $\theta_f$
15.3	5.15



\*Natural convection thermal resistance is based on a 75 °C heat sink temperature rise.

\*\*Forced convection thermal resistance based on an entering 1.0 m/s (200 lfm) airflow.  
Due to various heat dissipation paths within a BGA device, please test the heat sink in your application.

---

This data sheet represents only one of a broad range of products we make to cool electronics.  
Our representatives can help you configure a complete cooling solution for your individual applications.

Visit us at [www.aavidthermalloy.com](http://www.aavidthermalloy.com) • [info@aavid.com](mailto:info@aavid.com) • ©2002 Aavid Thermalloy, LLC