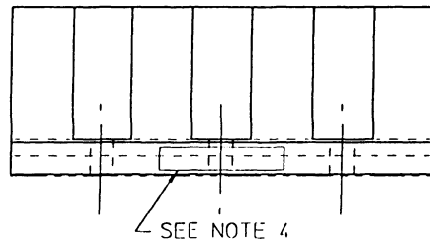
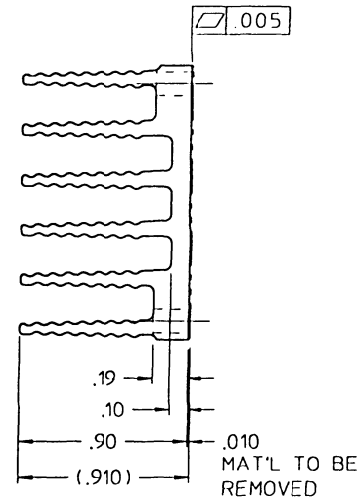
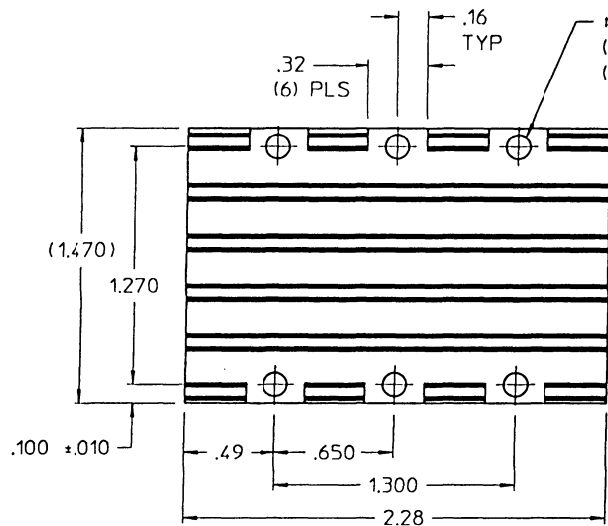


**VICOR CONFIDENTIAL**

THIS DOCUMENT AND THE DATA DISCLOSED HEREIN OR HEREWITH IS NOT TO BE REPRODUCED, USED, OR DISCLOSED IN WHOLE OR IN PART TO ANYONE WITHOUT PERMISSION OF VICOR CORP.

REV.	DESCRIPTION	DATE	APPROVED
#1	RELEASED FOR DEVELOPMENT	DPK 5/27/97	SWN
#2	REVISED NOTE 1	DPK 9/23/97	SWN
#3	MODIFIED NOTES FORMAT WAS "B" SIZE .190 WAS .170 ADDED FRONT VIEW	DPK 3/30/97	SWN
#4	TWO PLACE DIMS WERE THREE PLACE	DPK 0/10/97	SWN
#5	ADDED .090 DIM	DPK 0/23/97	SWN
#6	(1.470) WAS (1.450) ADDED ±.010 TOL	DPK 12/10/97	SWN



**NOTES**

1. MAKE FROM VICOR EXTRUSION P/N 15968.
2. REMOVE ALL BURRS AND SHARP EDGES.
3. FINISH: CLEAR CHROMATE.
4. STAMP PART NUMBER AND REVISION USING .15 HIGH CHARACTERS APPROX WHERE SHOWN.

**ORIGINAL ONLY WHEN STAMPED IN RED**

**COPY**

<table border="1"> <tr> <td>DRAWN BY</td> <td>DATE</td> </tr> <tr> <td></td> <td>5/97</td> </tr> </table>	DRAWN BY	DATE		5/97		
DRAWN BY	DATE					
	5/97					
<small>UNLESS OTHERWISE SPECIFIED DIMENSIONS ARE IN INCHES. TOLERANCES ARE FRACTIONS DECIMALS ANGLES                  .1/64 XX .01 .1°                  XXX .005 .1°</small>						
THIRD ANGLE PROJECTION 	SIZE <b>C</b> FSCH NO <b>87131</b>	DWG NO <b>17539</b> REV <b>#6</b>				
DO NOT SCALE DRAWING	SCALE 2-1	SHEET 1 OF 1				