



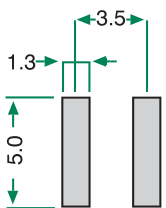
2 ELECTRODE GDT

GRAPHICAL SYMBOL

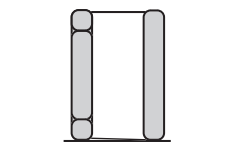
## LITTELFUSE 2 TERMINAL MINI ARRESTER SERIES TOTALLY NON-RADIOACTIVE, UL RECOGNISED

ELECTRICAL CHARACTERISTICS		090V	230V	250V	260V	350V	
DC sparkover	(V)	70-120	184-276	200-300	210-310	280-420	(i)
Impulse sparkover (max)	(V)	700	450	450	600	600	(ii)
Alternating discharge current	(A)	5	5	5	5	5	(iii)
Impulse discharge current	(KA)	5	5	5	5	5	(iv)
Insulation resistance	(Ω)	1 x 10 <sup>9</sup> @50V	1 x 10 <sup>9</sup> @120V	1 x 10 <sup>9</sup> @170V	1 x 10 <sup>9</sup> @175V	1 x 10 <sup>9</sup> @200V	(v)
Capacitance (max)	(pF)	1	1	1	1	1	(vi)
Holdover	(V)	50	135	135	135	135	(vii)

- (i) Measured using a rate of rise of voltage of 100V/s.
- (ii) Measured using 1KV/μsec as defined by ITU K12.
- (iii) Measured using 1 sec duration, 5 shots @ 3 min intervals.
- (iv) Measured using 8/20μsec, 5 shots each polarity.
- (v) Measured @100V Dc except 090V which is 50V Dc.
- (vi) Measured at 1 MHz, 0V bias line to ground.
- (vii) Measured using test based on ITU (formally CCITT) K12.

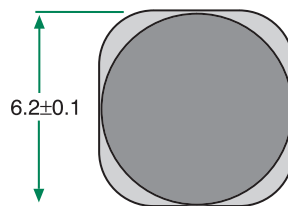


RECOMMENDED PAD SIZE

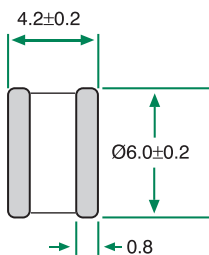
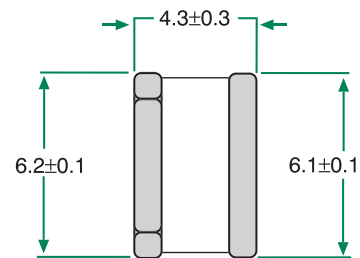


GDT SHOWING SEATING PLANE

for 1002 A \*\*\* SM



1002A\*\*\*SM



1002 A \*\*\* C

All dimensions in mm

### ORDERING INFORMATION

