

RATINGS AND CHARACTERISTIC CURVES (MBR2535CT THRU MBR25100CT)

FIG.1- FORWARD CURRENT DERATING CURVE

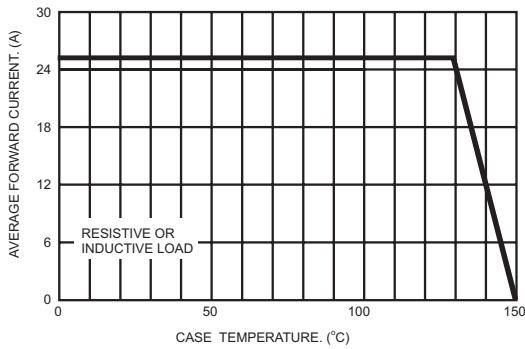


FIG.2- MAXIMUM NON-REPETITIVE FORWARD SURGE CURRENT PER LEG

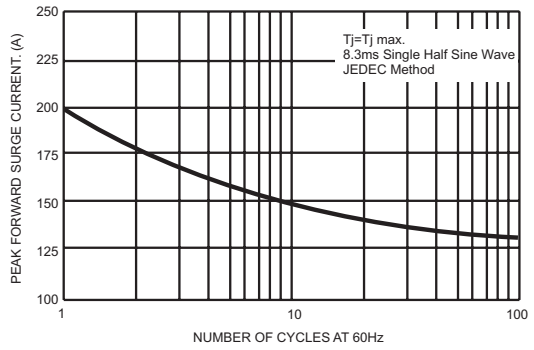


FIG.3- TYPICAL INSTANTANEOUS FORWARD CHARACTERISTICS PER LEG

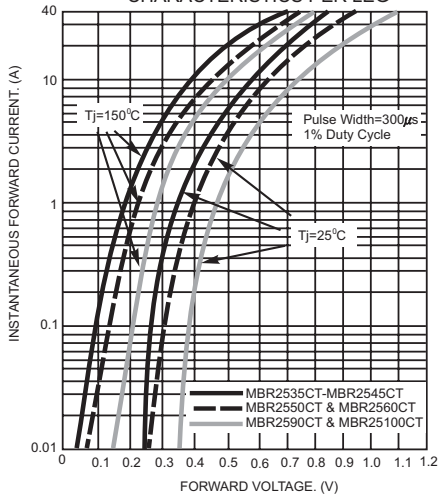


FIG.4- TYPICAL REVERSE CHARACTERISTICS PER LEG

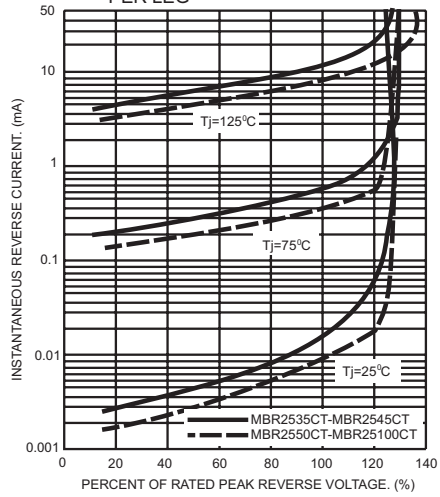


FIG.5- TYPICAL JUNCTION CAPACITANCE PER LEG

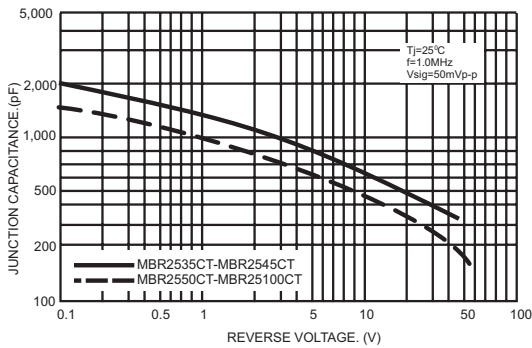


FIG.6- TYPICAL TRANSIENT THERMAL IMPEDANCE PER LEG

