

LOW CAPACITANCE TVS ARRAY

**APPLICATIONS**

- ✓ Ethernet - 10/100/1000 Base T
- ✓ CAN Bus
- ✓ Cellular Phones
- ✓ Audio/Video Inputs
- ✓ Personal Digital Assistant (PDA)
- ✓ E1/T1 & E3/T3

**IEC COMPATIBILITY (EN61000-4)**


- ✓ 61000-4-2 (ESD): Air - 15kV, Contact - 8kV
- ✓ 61000-4-4 (EFT): 40A - 5/50ns

**FEATURES**

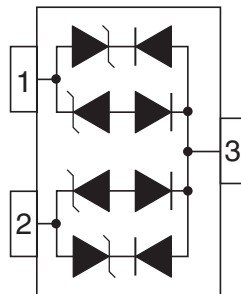
- ✓ ESD Protection > 25 kilovolts
- ✓ 100 Watts Peak Pulse Power per Line (tp = 8/20µs)
- ✓ Protects Two (2) Bidirectional Lines
- ✓ Bidirectional Configuration
- ✓ Low Leakage Current < 1.0µA
- ✓ **LOW CAPACITANCE: 6pF PER LINE**
- ✓ RoHS Compliant on Lead-Free Versions

**MECHANICAL CHARACTERISTICS**

- ✓ Molded JEDEC SOT-23
- ✓ Weight 8 milligrams (Approximate)
- ✓ Available in Tin-Lead or Lead-Free Pure-Tin Plating(Annealed)
- ✓ Solder Reflow Temperature:
  - Tin-Lead - Sn/Pb, 85/15: 240-245°C
  - Pure-Tin - Sn, 100: 260-270°C
- ✓ Flammability rating UL 94V-0
- ✓ 8mm Tape and Reel Per EIA Standard 481
- ✓ Device Marking: Marking Code



**PIN CONFIGURATION**



## DEVICE CHARACTERISTICS

### MAXIMUM RATINGS @ 25°C Unless Otherwise Specified

PARAMETER	SYMBOL	VALUE	UNITS
Peak Pulse Power ( $t_p = 8/20\mu s$ ) - See Figure 1	$P_{PP}$	100	Watts
Peak Pulse Current ( $t_p = 8/20\mu s$ )	$I_{PP}$	2	A
Operating Temperature	$T_J$	-55°C to 150°C	°C
Storage Temperature	$T_{STG}$	-55°C to 150°C	°C

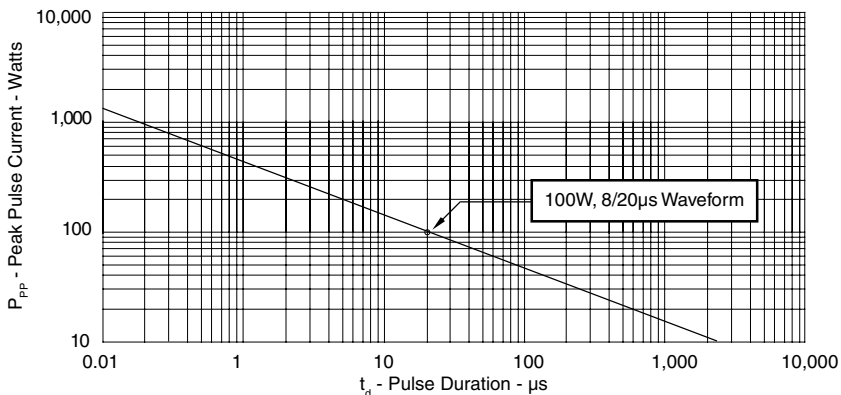
### ELECTRICAL CHARACTERISTICS PER LINE @ 25°C Unless Otherwise Specified

PART NUMBER (See Note 1 & 2)	DEVICE MARKING CODE	RATED STAND-OFF VOLTAGE	MINIMUM BREAKDOWN VOLTAGE	MAXIMUM LEAKAGE CURRENT	TYPICAL CAPACITANCE PER LINE
		$V_{WM}$ VOLTS	@ 1mA $V_{(BR)}$ VOLTS	@ $V_{WM}$ $I_D$ $\mu A$	@ 0V, 1MHz C pF
ESOT24LCC-2	24L	24.0	26.6	1	6

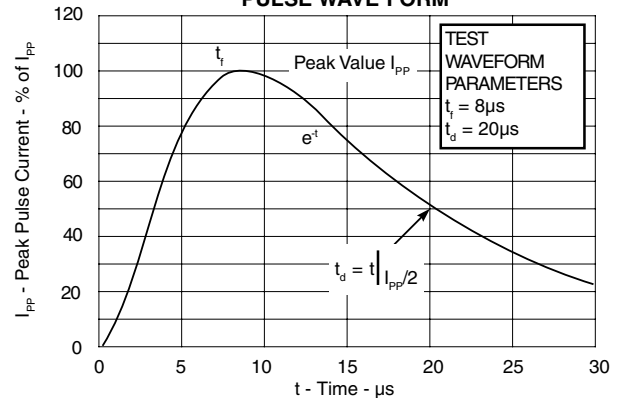
**Note 1:** Test between pins 1 to 3 and 2 to 3 in both directions.

**Note 2:** Per IEC 61000-4-2, ESD  $\pm 25kV$ .

**FIGURE 1**  
PEAK PULSE POWER VS PULSE TIME



**FIGURE 2**  
PULSE WAVE FORM



## PACKAGE OUTLINE & DIMENSIONS

