

7334L2622F05LF

Catalogue Part Number Key

Lead Free Version (Optional)

Plating : contact area
 2: 0.4 µm Gold
 5: 2.0 µm Gold

Number of contacts :
 2: 8 contacts ISO
 3: 16 contacts ISO + AFNOR

GENERAL:
 This L26 connector uses a "sliding" contact technology suitable for most applications.
 It has been designed for easy mounting on the PCB.

ELECTRICAL PROPERTIES:
 Insulation resistance : 5000 MΩ min
 Dielectric withstanding : 750 Vrms min
 Current carrying capacity : 10µA min. 1A max
 Contact resistance : 100mΩ max
 Card sensor type : Normally closed

MECHANICAL PROPERTIES:
 Contact Normal force : 0.6 N max (EMV Standard)
 Insertion force : 10 N max
 Extraction force : 1 N min
 Durability : 10000 card insertions with 0.4µm Gold
 According to UTE C93-421

MATERIAL:
 Housing : PBT 30 % Glass Filled, Colour Black, Rated UL94V0
 Contacts and switch : Phosphor bronze
 Plating : Nickel all over with 3µm mini on contact area
 Gold on contact area : see catalogue part number key
 Tin/Lead 3 µm mini on soldertails
FOR LEAD FREE PLATING :
 Matte Tin 3µm mini on solder tail in place of Tin/Lead
 Bare edge allowed

ENVIRONMENT:
 Operating temperature: -20°C / +70°C
 Storage temperature: -40°C / +85°C
 Printed Circuit Board thickness : 1.6mm

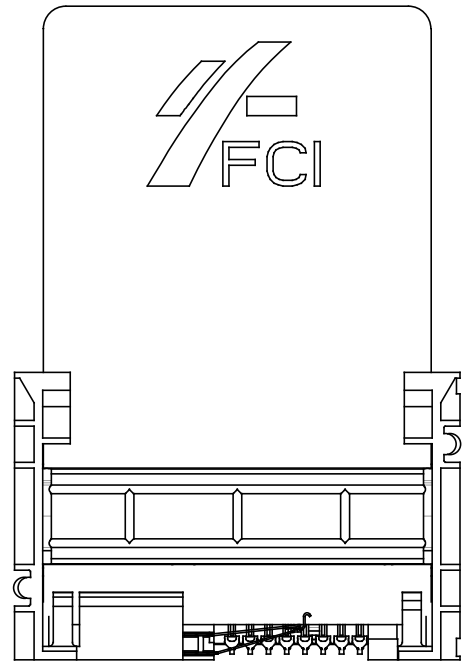
REFERENCE DOCUMENTS:
 Product specification VGN 11596
 Packaging Specification VGN 11619

LEAD FREE VERSION:

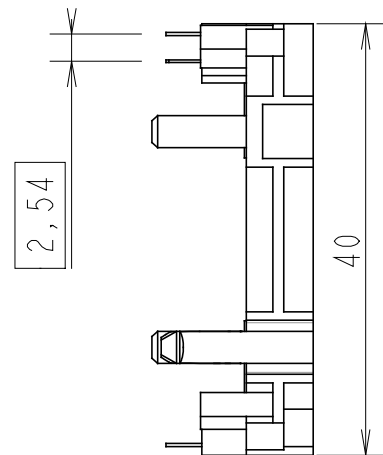
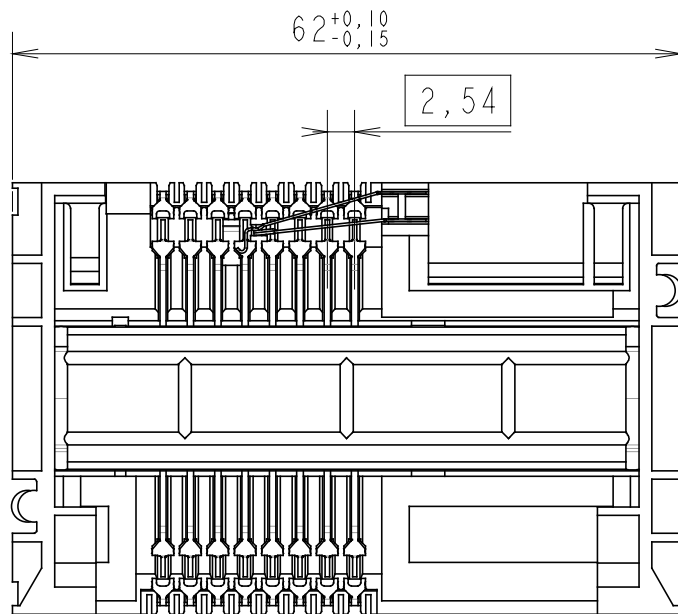
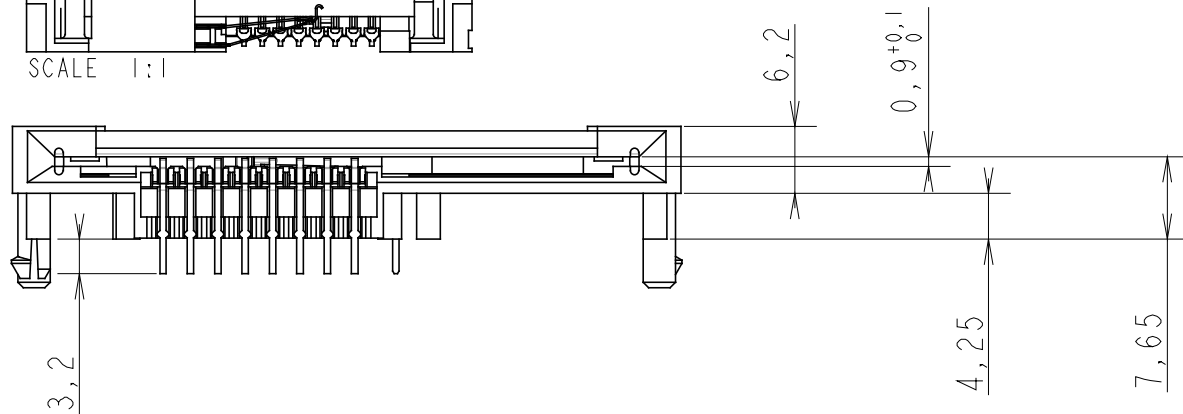
"This product meets European Union Directives and other country regulations as described in GS-22-008"

The housing will withstand exposure to 260°C peak temperature for 10seconds in a wave solder application with a 1.6mm minimum thick circuit board. Use protective adhesive tape (Kapton orTeflon) or protective metallic devices on the areas which are directly exposed to wave soldering as it is used in classical leaded wave soldering

General Tolerances: ± 0.2 mm



SCALE 1:1



l/tr	ecn no	dr	date
A	F20307	DLE	02/04/30
B	LS 3053	JTA	03/05/13
C	105-0071	DTK	05/06/25
-	-	-	-
-	-	-	-
-	-	-	-

www.fciconnect.com		surface - <input checked="" type="checkbox"/> ISO 1302	tolerance <input checked="" type="checkbox"/> ISO 406 <input checked="" type="checkbox"/> ISO 1101	projection	mm
Dr	DILIPTHOMAS	02.04.30	Product family	5S2F	size A3
Eng	F TISSERAND	02.04.30	Spec ref	SEE NOTES	Scale 3:2
Chr	N.TWENCY	05/06/25	Material	SEE NOTES	ECN 105-0071
Appr	K SOMA	05/06/25			
title L26 TYPE F05			dwg no VJW_54705		Rev. C
catalog no SEE TABLE			CUSTOMER COPY		sheet 1 of 2

Tous droits strictement reserves. Reproduction ou communication a des tiers interdite sans autorisation écrite de propriétaire. Propriété de FCI. Droits de reproduction FCI.

FCI

All rights strictly reserved. Reproduction or issue to third parties in any form whatever is not permitted without written authority from the proprietor. Property of FCI. Copyright FCI.

