



Series H12WD

25-125Amp • 480 Vac • AC Output

- 1200 Volt Blocking
- Panel Mount
- Up to 660 Vac
- Zero Voltage and Random Turn-On
- SCR Output
- Integrated Overvoltage Protection by Automatic Self Turn-On (Suffix P)

High voltage relays use IC driven circuits for switching loads up to 660 VAC. All models come with 1200 Volts blocking. Type H12WD is a snubberless (reduced leakage current). Manufactured in Crydom's ISO 9001 Certified facility for optimum product performance and reliability.

MODEL NUMBERS	H12WD4825	H12WD4850	H12WD4875	H12WD4890	H12WD48125 ^⑥
OUTPUT SPECIFICATIONS ^①					
Operating Voltage (47-63 Hz) [Vrms]	48-660	48-660	48-660	48-660	48-660
Max. Load Current ^③ [Arms]	25	50	75	90	125
Min. Load Current [mArms]	150	150	150	150	150
Transient Overvoltage [Vpk]	1200	1200	1200	1200	1200
Max. Surge Current, (16.6ms) [Apk]	250	625	1000	1200	1750
Max. On-State Voltage Drop @ Rated Current [Vpk]	1.6	1.6	1.6	1.6	1.7
Thermal Resistance Junction to Case ($R_{\theta JC}$) [$^{\circ}C/W$]	1.02	.63	.31	.28	.22
Maximum $I^2 t$ for Fusing, (8.3 msec.) [$A^2 sec$]	260	1620	4150	6000	12700
Max. Off-State Leakage Current @ Rated Voltage [mArms]	1.0	1.0	1.0	1.0	1.0
Min. Off-State dv/dt @ Max. Rated Voltage [V/ μsec] ^②	500	500	500	500	500
Max. Turn-On Time ^④	1/2 Cycle	1/2 Cycle	1/2 Cycle	1/2 Cycle	1/2 Cycle
Max. Turn-Off Time	1/2 Cycle	1/2 Cycle	1/2 Cycle	1/2 Cycle	1/2 Cycle
Power Factor (Min.) with Max. Load	0.5	0.5	0.5	0.5	0.5

INPUT SPECIFICATIONS ^①

Control Voltage Range	4-32 Vdc
Max. Turn-On Voltage	4.0 Vdc
Min. Turn-Off Voltage	1.0 Vdc
Nominal Input Impedance	See Note 5
Typical Input Current	15 mA @ 5 Vdc ^⑤

GENERAL NOTES

© 2002 CRYDOM CORP, Specifications subject to change without notice.

- ① All parameters at 25°C unless otherwise specified.
- ② Off-State dv/dt test method per EIA/NARM standard RS-443, paragraph 13.11.1
- ③ Heat sinking required, for derating curves see page 2.
- ④ Turn-on time for DC control random turn-on versions is 0.02 msec.
- ⑤ Input circuitry incorporates active current limiter.
- ⑥ **CE** Compliant only.



Series H12WD

25-125Amp • 480 Vac • AC Output

GENERAL SPECIFICATIONS

Dielectric Strength 50/60Hz Input/Output/Base 4000 Vrms

Insulation Resistance (Min.) @ 500 Vdc 10⁹ Ohm

Max. Capacitance Input/Output 8 pF

Ambient Operating Temperature Range -40 to 80°C

Ambient Storage Temperature Range -40 to 125°C

MECHANICAL SPECIFICATIONS

Weight: (typical) 3.0 oz. (86.5g)

Encapsulation: Thermally Conductive Epoxy

Terminals: Screws and Saddle Clamps Furnished, Unmounted

CRYDOM
Control over power

Crydom Heat Sinks offer excellent thermal management and are perfectly matched to the load current ratings of Crydom panel mount relays. Request Crydom's Heat Sink specification sheet for all the details.

Available Options

F Faston Terminals.
(Up to 50 Amp Models)
Example: **H12WD4850F**

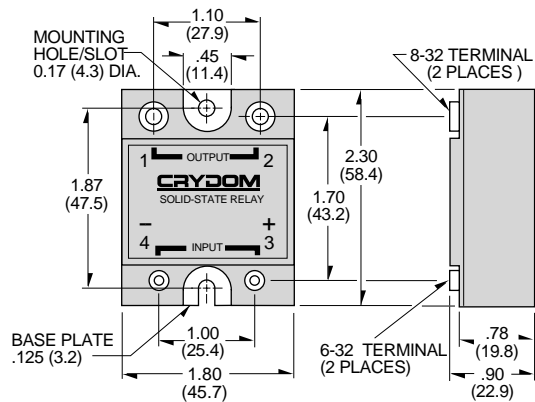
G Input Status LED.
Agencies Approval Pending
Example: **H12WD4850G**
Note: Control Voltage Range 5.5-32 Vdc

P Internal Overvoltage Protection.
Relay Will Self Trigger Between
900-1200Vpk. Not Suitable For
Capacitive Loads.
Agencies Approval Pending.
Example: **H12WD4850P**

-10 Random Turn-On.
Example: **H12WD4850-10**

Ordering System: Combination of the
suffixes should be made in the following order:
FPG-10.

Example: **H12WD4850FPG-10**

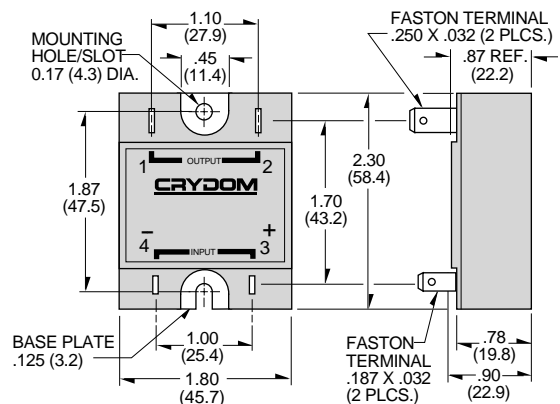


Screw Torque Requirements:

6-32 Screws - 10 in. lbs.,
8-32 and 10-32 Screws - 20in. lbs.
(Screws dry without grease.)

Fastons:

Single pair (up to 25A)
Double pair* (up to 50A).
*Caution: User must connect to both pairs



All dimensions are in inches (millimeters)

© 2002 CRYDOM CORP, Specifications subject to change without notice.

APPROVALS

UL E116949
CSA LR81689
VDE 10143 UG



SERIES H12WD.
REV. 031802
PAGE 2 OF 3

For recommended applications and more information contact:

USA: Sales Support (877) 502-5500 **Tech Support** (877) 702-7700 **FAX** (619) 710-8540
Crydom Corp, 2320 Paseo de las Americas, Ste. 201, San Diego, CA 92154

Email: sales@crydom.com **WEB SITE:** http://www.crydom.com

UK: +44 (0)1202 365070 • **FAX** +44 (0)1202 365090 Crydom International Ltd., 7 Cobham
Road, Ferndown Industrial Estate, Ferndown, Dorset BH21 7PE, **Email:** intsales@crydom.com.

GERMANY: +49 (0)180 3000 506

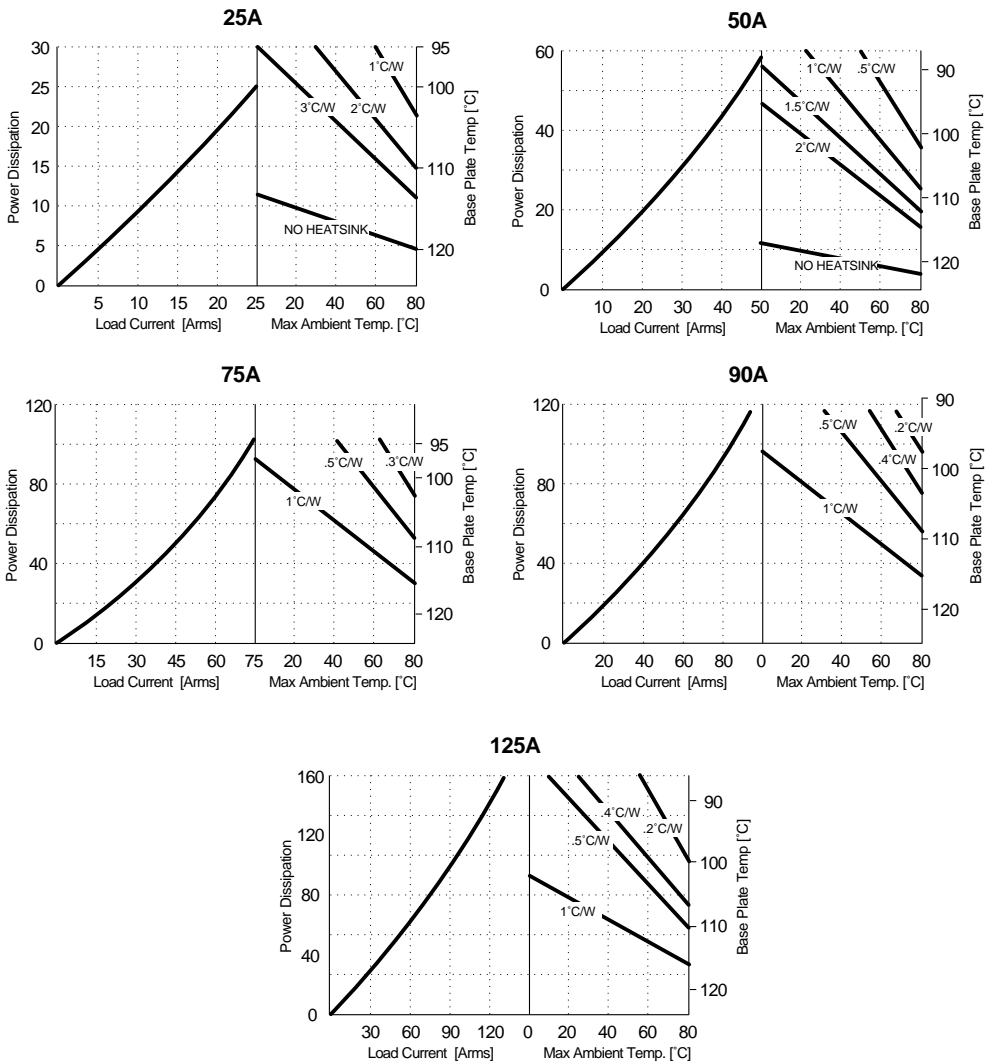


Series H12WD

25-125Amp • 480 Vac • AC Output



CURRENT DERATING CURVES



© 2002 CRYDOM CORP, Specifications subject to change without notice.

