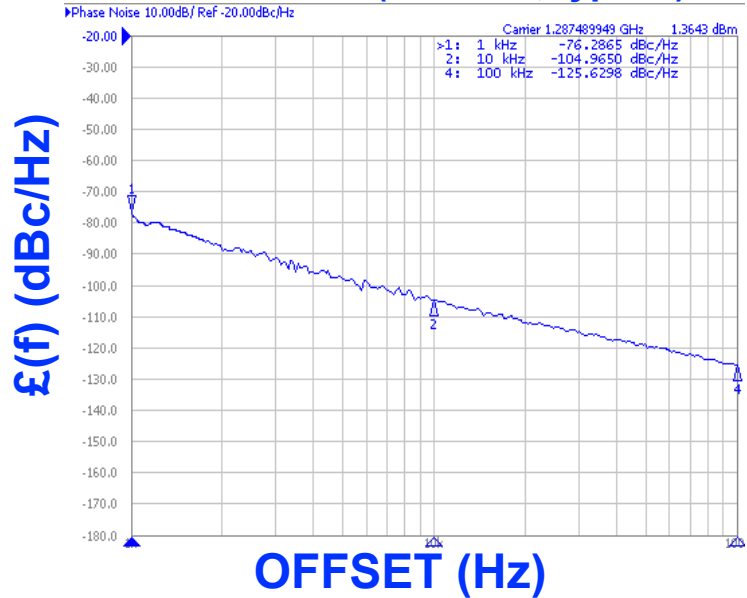


PHASE NOISE (1 Hz BW, typical)



FEATURES
• Frequency Range: 925 - 1650 MHz
• Tuning Voltage: 3 - 21 Vdc
• MINI-14S - Style Package

APPLICATIONS
• Spread Spectrum Radios
• Earthstations
• Downconvertors

PERFORMANCE SPECIFICATIONS	VALUE	UNITS
Oscillation Frequency Range	925 - 1650	MHz
Phase Noise @ 10 kHz offset (1 Hz BW, typ.)	-103	dBc/Hz
Harmonic Suppression (2nd, typ.)	-8	dBc
Tuning Voltage	3 - 21	Vdc
Tuning Sensitivity (avg.)	53	MHz/V
Power Output	7±2.5	dBm
Load Impedance	50	Ω
Input Capacitance (max.)	100	pF
Pushing	<2	MHz/V
Pulling (14dB Return Loss, Any Phase)	<8	MHz
Operating Temperature Range	-40 to 85	°C
Package Style	MINI-14S	

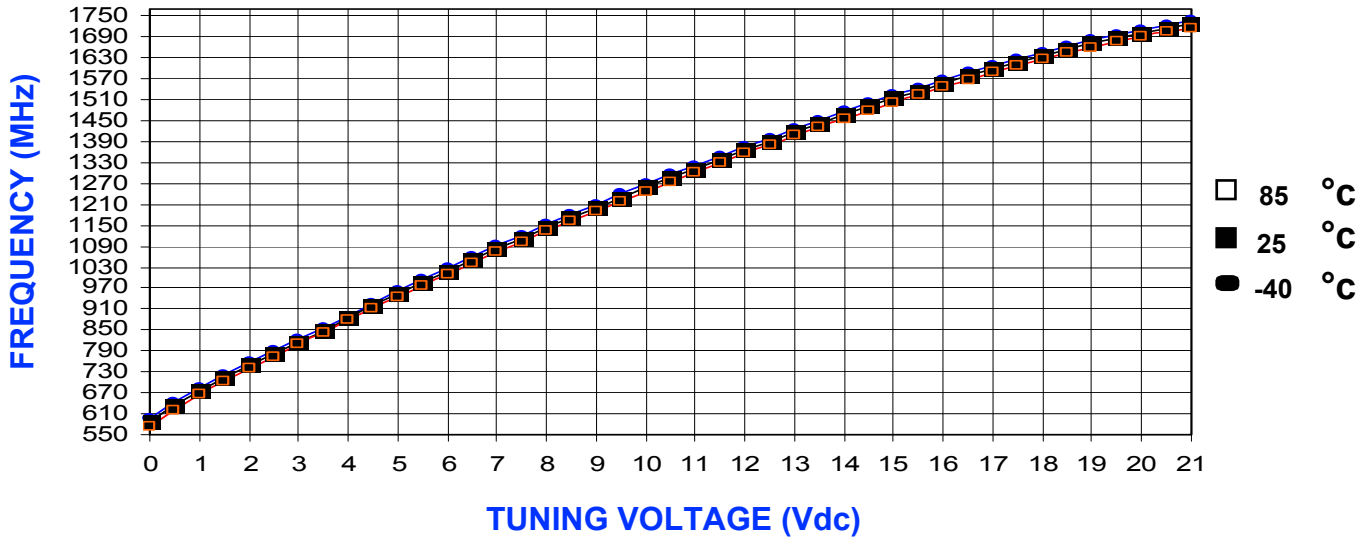
POWER SUPPLY REQUIREMENTS	VALUE	UNITS
Supply Voltage (Vcc, nom.)	11.5	Vdc
Supply Current (Icc, typ.)	16	mA

All specifications are typical unless otherwise noted and subject to change without notice.

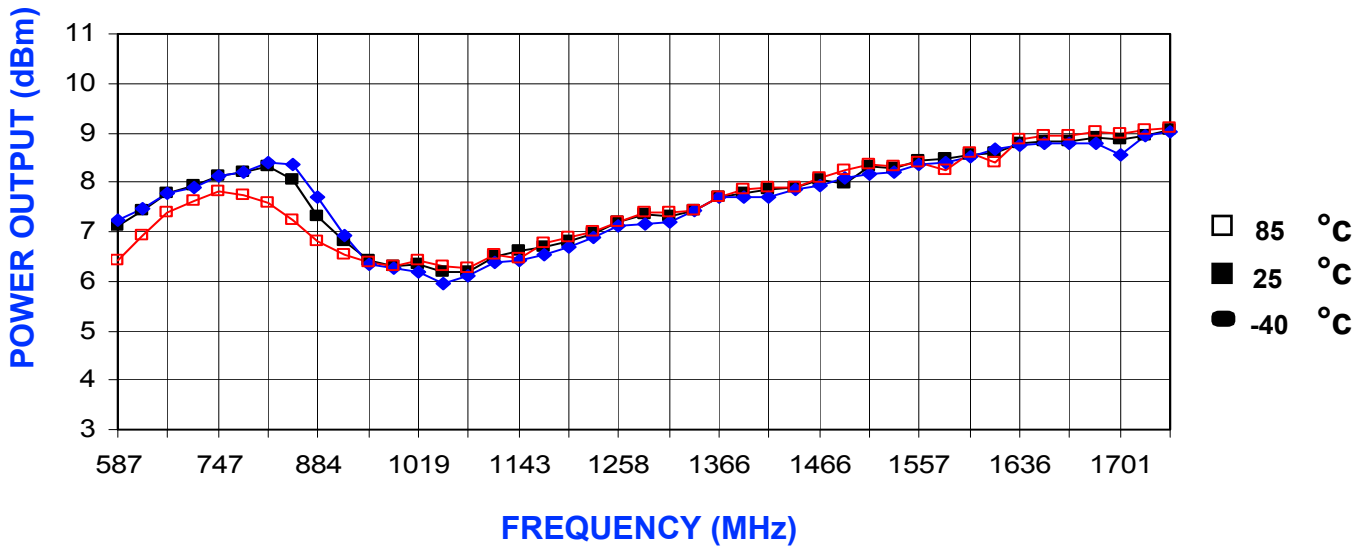
APPLICATION NOTES
• AN-100/1 : Mounting and Grounding of VCOs
• AN-102 : Proper Output Loading of VCOs
• AN-107 : How to Solder Z-COMM VCOs

NOTES:

TUNING CURVE, typ.



POWER CURVE, typ.



PHYSICAL DIMENSIONS

