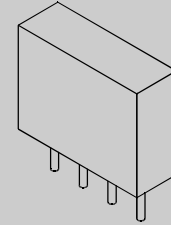


200 V - 1,000 V Single Phase Bridge
3.0 A Forward Current
70 ns - 3000 ns Recovery Time

1202D - 1210D
1202FD - 1210FD
1202UFD - 1210UFD

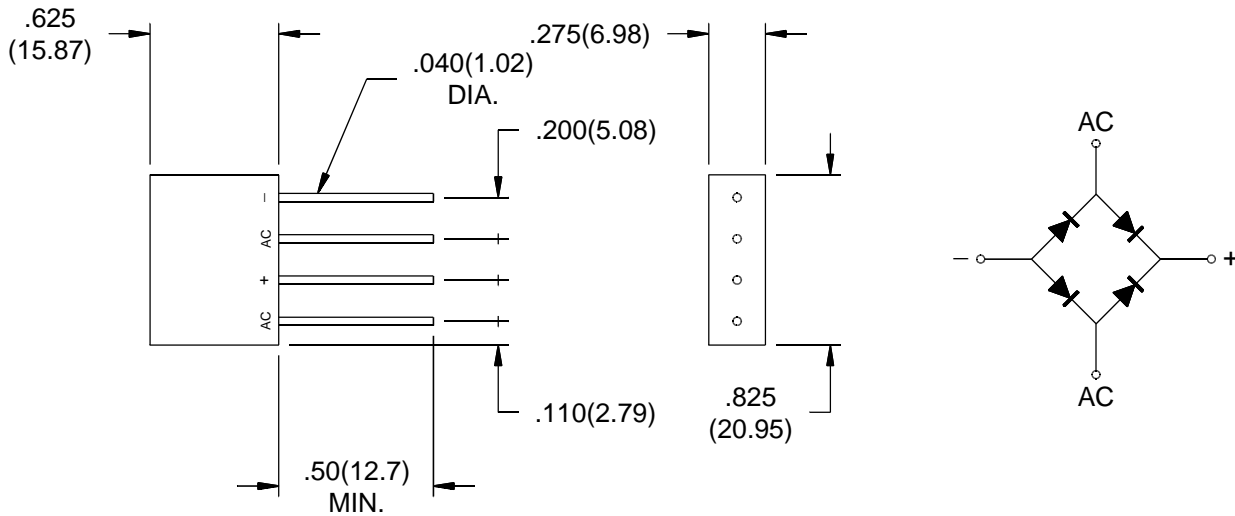


ELECTRICAL CHARACTERISTICS AND MAXIMUM RATINGS

Part Number	Working Reverse Voltage (V _{rwm})	Average Rectified Current @TC (I _o)		Reverse Current @ V _{rwm} (I _r)		Forward Voltage (V _f)		1 Cycle Surge Current tp=8.3ms (I _{fsm})	Repetitive Surge Current (I _{frm})	Reverse Recovery Time (1) (T _{rr})	Thermal Impd. θ _{J-C}
		55°C	100°C	25°C	100°C	25°C		25°C	25°C	25°C	
	Volts	Amps	Amps	µA	µA	Volts	Amps	Amps	Amps	ns	°C/W
1202D 1206D 1210D	200 600 1000	3.0 3.0 3.0	1.8 1.8 1.8	1.0 1.0 1.0	25 25 25	1.1 1.1 1.1	3.0 3.0 3.0	150 150 150	25 25 25	3000 3000 3000	21 21 21
1202FD 1206FD 1210FD	200 600 1000	3.0 3.0 3.0	1.8 1.8 1.8	1.0 1.0 1.0	25 25 25	1.5 1.5 1.5	3.0 3.0 3.0	100 100 100	20 20 20	150 150 150	21 21 21
1202UFD 1206UFD 1210UFD	200 600 1000	3.0 3.0 3.0	1.8 1.8 1.8	1.0 1.0 1.0	25 25 25	1.7 1.7 1.7	3.0 3.0 3.0	100 100 100	20 20 20	70 70 70	21 21 21

(1)T_{rr} Testing: I_f=0.5A, I_r=1.0A, I_{rr}=0.25A *Op. Temp.= -55°C to +150°C Stg. Temp.= -55°C to +150°C

10



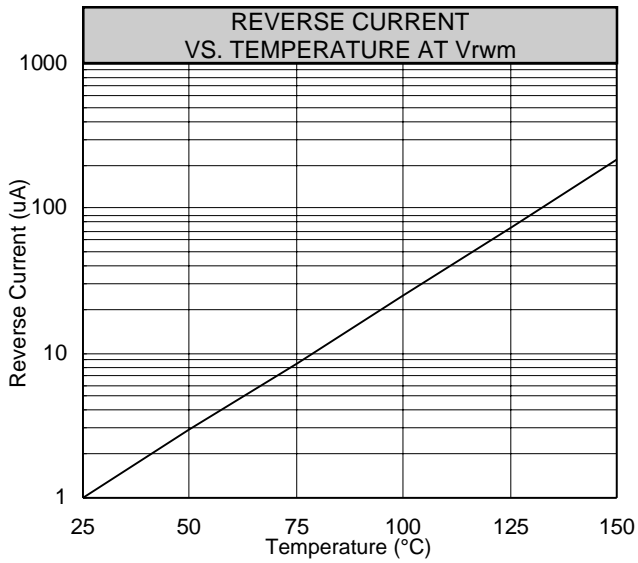
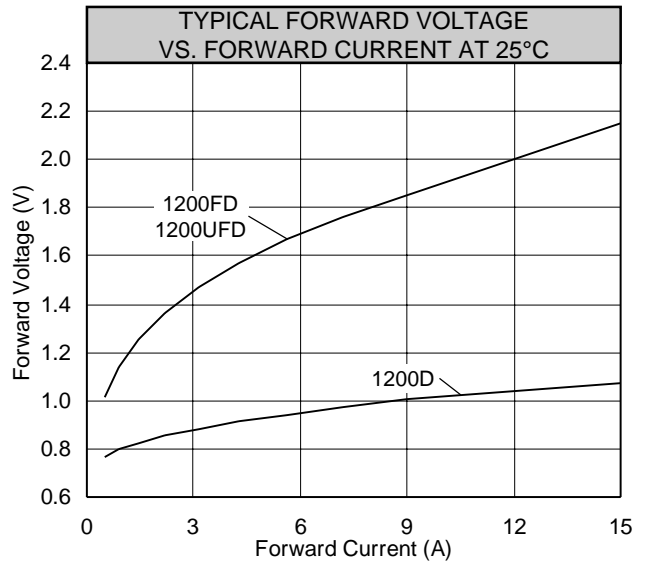
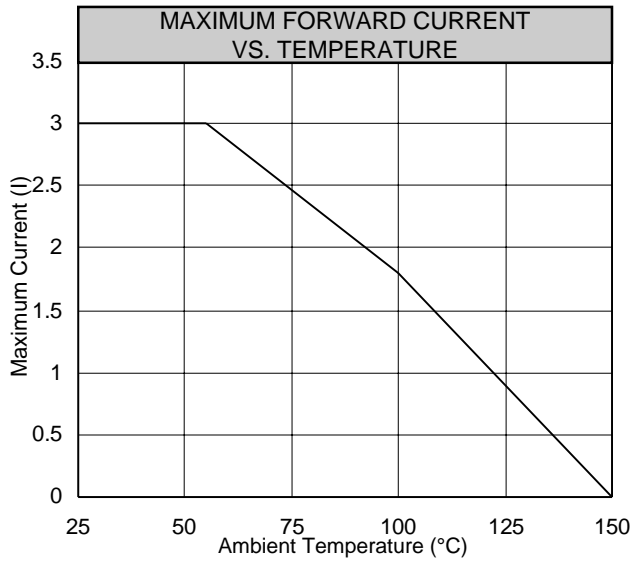
Dimensions: In. (mm) • All temperatures are ambient unless otherwise noted. • Data subject to change without notice.



VOLTAGE MULTIPLIERS INC.
 8711 W. Roosevelt Ave.
 Visalia, CA 93291

TEL 559-651-1402
 FAX 559-651-0740
 www.voltagemultipliers.com

1202D - 1210D • 1202FD - 1210FD • 1202UFD - 1210UFD



This datasheet has been downloaded from:

www.DatasheetCatalog.com

Datasheets for electronic components.