

Axial Lead and Cartridge Fuses

Designed to UL/CSA Standards

RoHS **Pb** **5 x 20 mm** Medium-Acting Fuse 233P Series



- Designed to UL/ CSA/ANCE 248 Standard.
- Available in Cartridge, Axial and Radial Lead Format.
- Available in ratings of 1A to 10A.
- RoHS compliant and Lead-Free

ELECTRICAL CHARACTERISTICS:


% of Ampere Rating	Ampere Rating	Opening Time
100%	1–3.5	4 hours, Minimum
	4–10	1 hour, Minimum
135%	1–10	3 sec., Min. ; 1 hour Max.
200%	1–10	0.4 sec., Min. ; 4 sec., Max.

INTERRUPTING RATING:

10,000 amperes at 125 VAC, 0.7-0.8 power factor

ORDERING INFORMATION:

Catalog Number	Ampere Rating	Voltage Rating	Nominal Resistance Cold Ohms	Nominal Melting I ² t A ² Sec
0233 001.P	1	125	0.18	1.977
0233 1.25P	1.25	125	0.13	3.389
0233 01.6P	1.6	125	0.088	6.144
0233 002.P	2	125	0.068	9.971
0233 02.5P	2.5	125	0.052	17.041
0233 003.P	3	125	0.043	26.243
0233 3.15P	3.15	125	0.038	29.797
0233 03.5P	3.5	125	0.032	36.272
0233 004.P	4	125	0.029	51.609
0233 005.P	5	125	0.022	89.975
0233 006.P	6	125	0.018	131.456
0233 06.3P	6.3	125	0.017	151.905
0233 008.P	8	125	0.008	169.433
0233 010.P	10	125	0.007	274.411



ENVIRONMENTAL SPECIFICATIONS:

Operating temperature: -55°C to 125°C

Thermal Shock: MIL-STD-202F Method 107G, Test Condition B: (5 cycles -65°C to +125°C)

Vibration: MIL-STD-202F Method 201A

Humidity: MIL-STD-202F Method 103B, Test Condition A. high relative humidity (95%) and elevated temperature (40°C) for 240 hours.

Salt Spray: MIL-STD-202F Method 101D, Test Condition B

PHYSICAL SPECIFICATIONS:

Material: Body: Glass
Cap: Nickel Plated Brass
Leads: Tin Plated Copper

Terminal Strength: MIL-STD-202F Method 211A, Test Condition A

Solderability: Reference IEC 60127 Second Edition 2003-01 Annex A

Product Marking: Cap 1: current and voltage rating.
Cap 2: Agency approval markings.

Packaging: Available in Bulk (V=5, H=100, M=1000 pcs/pkg) or on Tape/Reel (MRET1=1000 pcs/reel).

Axial Lead and Cartridge Fuses

Designed to UL/CSA Standards

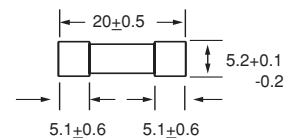
RoHS **Pb** **5 x 20 mm** Medium-Acting Fuse 233P Series



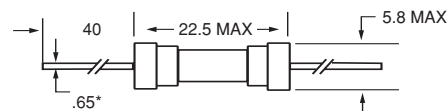
Agency Approvals

Agency Approvals		Ampere Range
	Certificate No. Cartridge NBK280602-E10480 C NBK290502-E10480 I Leaded NBK280602-E10480 D NBK290502-E10480 J	1A – 5A 125V 10000A 6A - 10A 125V 500A 1A – 5A 125V 10000A 6A –10A 125V 500A
		Certificate No. SU05001-2010 1A – 6.3A
	Listed File No. E10480 Guide No. JDYX	1A – 10A
	File No. 029862 Cert. Class No. LR1422-01	

0233 000P



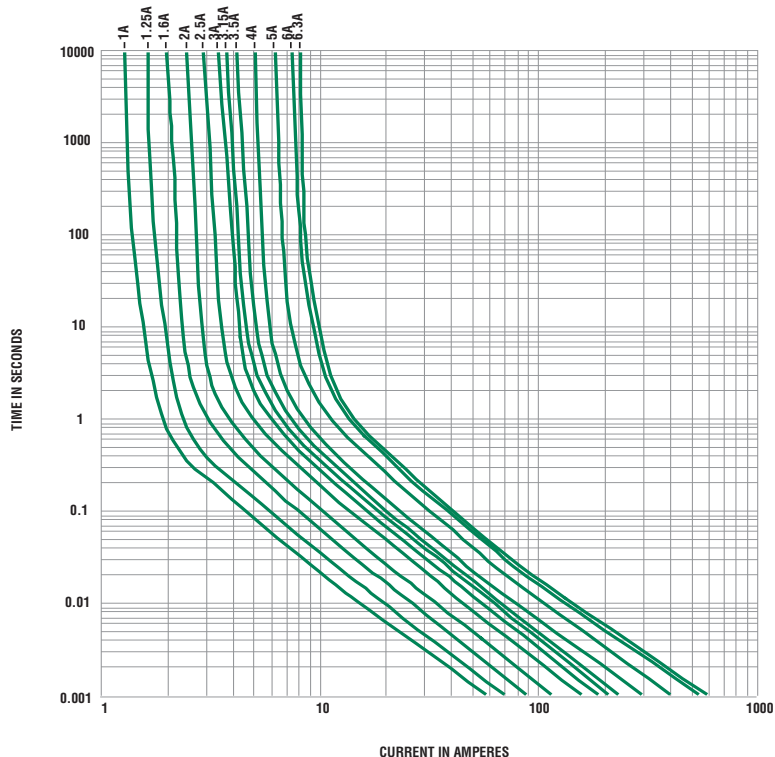
0233000XEP



All dimensions in mm

Notes:
 * Ratings above 6.3A
 have 0.8 mm dia lead

Average Time Current Curves



11
AXIAL LEAD AND CARTRIDGE FUSES