

TFM-105-31-S-D

## .050" X .050" MICRO STRIPS TFM SERIES


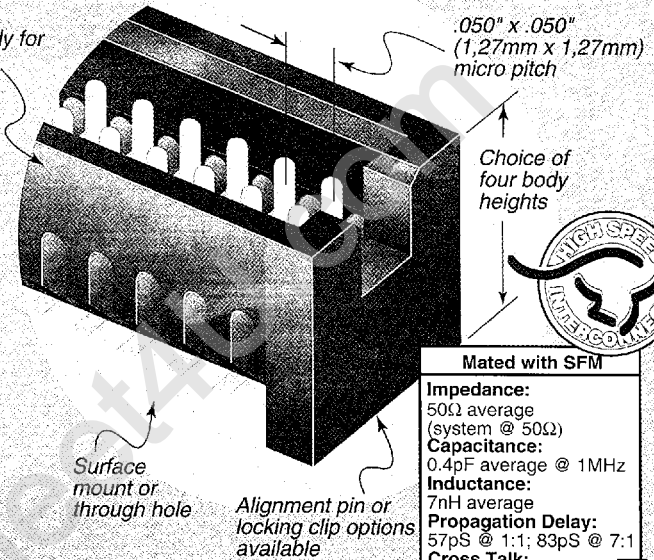
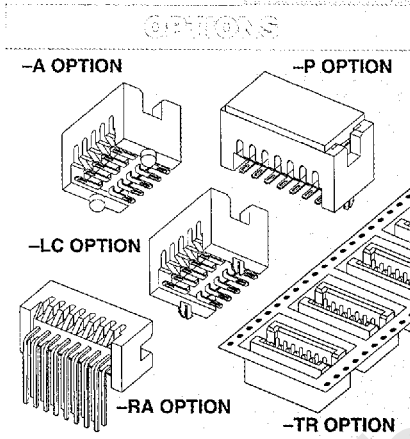
### Specifications:

**TFM HI-TEMP**

**Insulator Material:** Black Liquid Crystal Polymer  
**Terminal Material:** Phosphor Bronze  
**Current Rating:** 2A @ 80°C ambient  
**Operating Temp Range:** -65°C to +125°C  
**Max Processing Temp:** 230°C for 60 seconds  
**Plating:** Au over 50µ" (1.27µm) Ni  
**SMT Lead Coplanarity:** .006" (0.15mm) max (30-50)  
 .004" (0.10mm) max (05-25)

Mates with:  
SFM, SFVC

Shrouded body for blind mating



Mated with SFM  
**Impedance:** 50Ω average (system @ 50Ω)  
**Capacitance:** 0.4pF average @ 1MHz  
**Inductance:** 7nH average  
**Propagation Delay:** 57pS @ 1:1; 83pS @ 7:1  
**Cross Talk:** -26.0 dB G/S/S/G

**Note:** Some sizes, styles and options are non-standard, non-returnable.

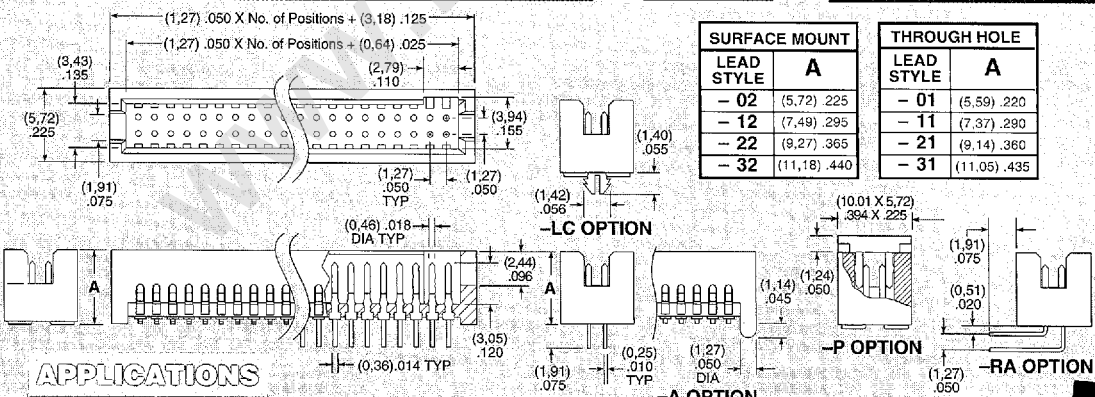


**05, 10, 15, 20, 25, 30, 35, 40, 45, 50**  
 (Call Samtec for other sizes)

Specify LEAD STYLE from chart

**-S**  
 = 30µ" (0,76µm) Gold post, 150µ" (3,81µm) Tin tail

- A**  
= Alignment Pin (Metal or plastic at Samtec discretion) (Style -01 & -02 only) (N/A with -LC or -RA)
- LC**  
= Locking Clip (N/A with -A or -RA)
- P**  
= Pick & Place Pad
- RA**  
= Right Angle (Style -01 only)
- TR**  
= Tape & Reel (Surface mount only. N/A with -A or -LC)

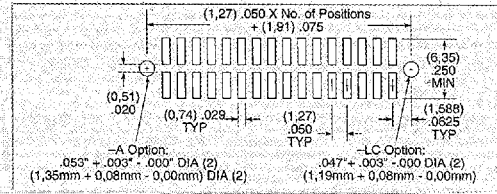


| SURFACE MOUNT |              | THROUGH HOLE |              |
|---------------|--------------|--------------|--------------|
| LEAD STYLE    | A            | LEAD STYLE   | A            |
| -02           | (5,72) .225  | -01          | (5,59) .220  |
| -12           | (7,49) .295  | -11          | (7,37) .290  |
| -22           | (9,27) .365  | -21          | (9,14) .360  |
| -32           | (11,18) .440 | -31          | (11,05) .435 |

### APPLICATIONS

| LEAD STYLE | SFM | MATED HEIGHT |
|------------|-----|--------------|
| -01        | -01 | (5,97) .235  |
| -11        | -01 | (7,75) .305  |
| -21        | -01 | (9,53) .375  |
| -31        | -01 | (11,43) .450 |
| -02        | -02 | (6,35) .250  |
| -12        | -02 | (8,13) .320  |
| -22        | -02 | (9,91) .390  |
| -32        | -02 | (11,81) .465 |

### PCB LAYOUTS



**TAPE & REEL AVAILABILITY**

No tooling charges.  
 125 piece minimum order.  
 Order any quantity above minimum.  
 In-house design, manufacture.  
 Quick turn-around.

Call Samtec for specifications and ordering information.

D 12F 7964149 0002066 131

Note: Due to technical progress, all designs, specifications and components are subject to change without notice.