



Features

- SMD Single-Turn / Cermet / Industrial Open Frame
- Cross slot rotor designs suitable for automatic adjustment equipment
- Supplied in 12 mm embossed tape, compatible with automatic pick-and-place assembly equipment
- Recommended for reflow solder processing only
- RoHS compliant* - see [processing information](#) on lead free surface mount trimmers

3364 - 4 mm Square Trimming Potentiometer

Electrical Characteristics

Standard Resistance Range
100 ohms to 1 megohm
 (see standard resistance table)

Resistance Tolerance±25 % std.

End Resistance
 <1K20 ohms max.
 >1K2 %

Contact Resistance Variation
 (Voltage Divider)5 % max.

ResolutionInfinite

Adjustment Angle260 °±20 °

Environmental Characteristics

Power Rating (50 volts max.)
 70 °C0.2 watt

Temperature Range-40 °C to +100 °C

Temperature Coefficient±250 ppm/°C

Humidity500 hours (5 % ΔTR)

Load Life500 hours
 0.2 watt @ 70 °C (5 % ΔTR)

Rotational Life20 cycles (15% ΔTR)

Physical Characteristics

Torque20 to 200 g-cm

Mechanical AngleContinuous

MarkingResistance code, manufacturer's full part number and date code on packaging

TerminalsSolder coated

Standard Packaging
1000 pcs./7 " reel

Adjustment ToolH-90

Reflow solder processing recommended

How To Order

3364 X - 1 - 103 E

Model _____

Style _____

Orientation of parts in tape:
 Styles W,A
 Terminals toward sprocket holes

Styles X,B
 Terminals away from sprocket holes

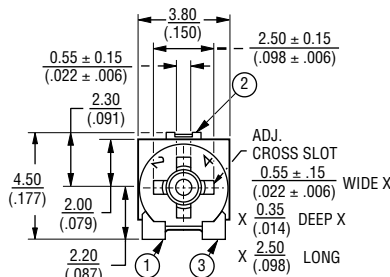
Standard Product _____

Resistance Code _____

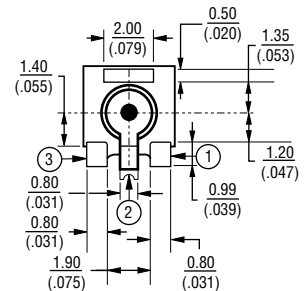
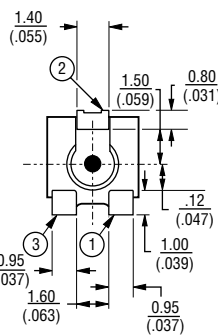
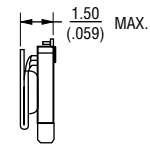
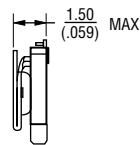
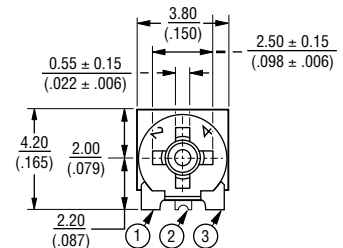
Embossed Tape Designator
 E = 1000 pcs./7 " reel (-1 standard)
 G = 5000 pcs./14.5 " reel (-1 optional)

Consult factory for other available options.

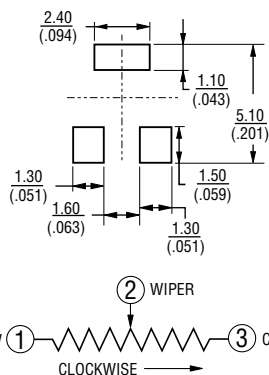
Common Dimensions 3364W, X 3-Terminal



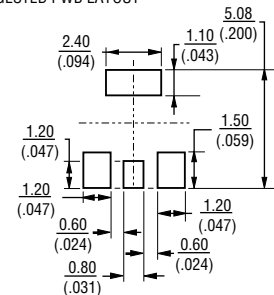
3364A, B 3-Terminal



SUGGESTED PWB LAYOUT



SUGGESTED PWB LAYOUT



TOLERANCES: ± 0.25 (.010) EXCEPT WHERE NOTED

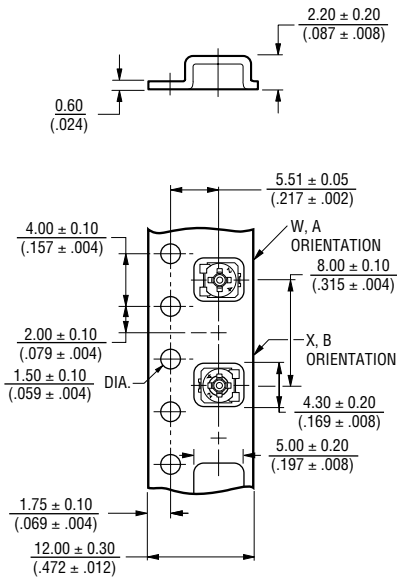
DIMENSIONS ARE: $\frac{\text{MM}}{\text{(INCHES)}}$

*RoHS Directive 2002/95/EC Jan 27 2003 including Annex. Specifications are subject to change without notice. Customers should verify actual device performance in their specific applications.

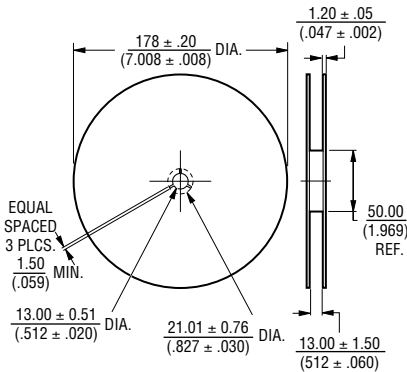
3364 - 4 mm Square Trimming Potentiometer

BOURNS®

Packaging Specifications



TAPE



REEL

Conforms with EIA specification RS-481.

Standard Resistance Table

Resistance (Ohms)	Resistance Code	Part Marking
100	101	12
200	201	22
500	501	52
1,000	102	13
2,000	202	23
5,000	502	53
10,000	103	14
20,000	203	24
50,000	503	54
100,000	104	15
200,000	204	25
500,000	504	55
1,000,000	105	16

Popular distribution resistance values listed in boldface.