

## Cascadable Amplifier 10 to 500 MHz

**PA511/SMPA511**

V2

### Features

- HIGH POWER OUTPUT +24.8 dBm (TYP.)
- HIGH THIRD ORDER IP3 +40 dBm (TYP.)
- MODERATE NOISE FIGURE 4.6 dB (TYP.)

### Description

The PA511 RF amplifier is a discrete thin film hybrid design, which incorporates the use of thin film manufacturing processes for accurate performance and high reliability.


This single stage bipolar transistor feedback amplifier design displays impressive performance over a broadband frequency range. An active DC biasing network is used for temperature-stable performance, in addition to an RF Choke, used for power supply decoupling.

Both TO-8 and Surface Mount packages are hermetically sealed, and MIL-STD-883 environmental screening is available.

### Ordering Information

Part Number	Package
PA511	TO-8
SMPA511	Surface Mount
CPA511	SMA Connectorized

### Product Image



### Electrical Specifications: $Z_0 = 50\Omega$ , $V_{CC} = +15 V_{DC}$

Parameter	Units	Typical	Guaranteed	
		25°C	0° to 50°C	-54° to +85°C*
Frequency	MHz	5-600	10-500	10-500
Small Signal Gain (min)	dB	12.7	11.5	11.0
Gain Flatness (max)	dB	±0.4	±0.5	±0.8
Reverse Isolation	dB	17		
Noise Figure (max)	dB	4.6	5.0	5.5
Power Output @ 1 dB comp. (min)	dBm	24.8	23.5	23.0
IP3	dBm	+40		
IP2	dBm	+55		
Second Order Harmonic IP	dBm	+60		
VSWR Input / Output (max)		1.3:1 / 1.4:1	1.8:1 / 1.8:1	2.0:1 / 2.1:1
DC Current @ 15 Volts (max)	mA	118	120	122

### Absolute Maximum Ratings

Parameter	Absolute Maximum
Storage Temperature	-62°C to +150°C
Case Temperature	85°C
DC Voltage	+17 V
Continuous Input Power	+17 dBm
Short Term Input power (1 minute max.)	100 mW
Peak Power (3 µsec max.)	0.5 W
"S" Series Burn-In Temperature (case)	85°C

### Thermal Data: $V_{CC} = +15 V_{DC}$

Parameter	Rating
Thermal Resistance $\theta_{jc}$	°C/W
Transistor Power Dissipation $P_d$	W
Junction Temperature Rise Above Case $T_{jc}$	°C

\* Over temperature performance limits for part number CPA511, guaranteed from 0°C to +50°C only.

M/A-COM Inc. and its affiliates reserve the right to make changes to the product(s) or information contained herein without notice. M/A-COM makes no warranty, representation or guarantee regarding the suitability of its products for any particular purpose, nor does M/A-COM assume any liability whatsoever arising out of the use or application of any product(s) or information.

• **North America** Tel: 800.366.2266 / Fax: 978.366.2266  
 • **Europe** Tel: 44.1908.574.200 / Fax: 44.1908.574.300  
 • **Asia/Pacific** Tel: 81.44.844.8296 / Fax: 81.44.844.8298

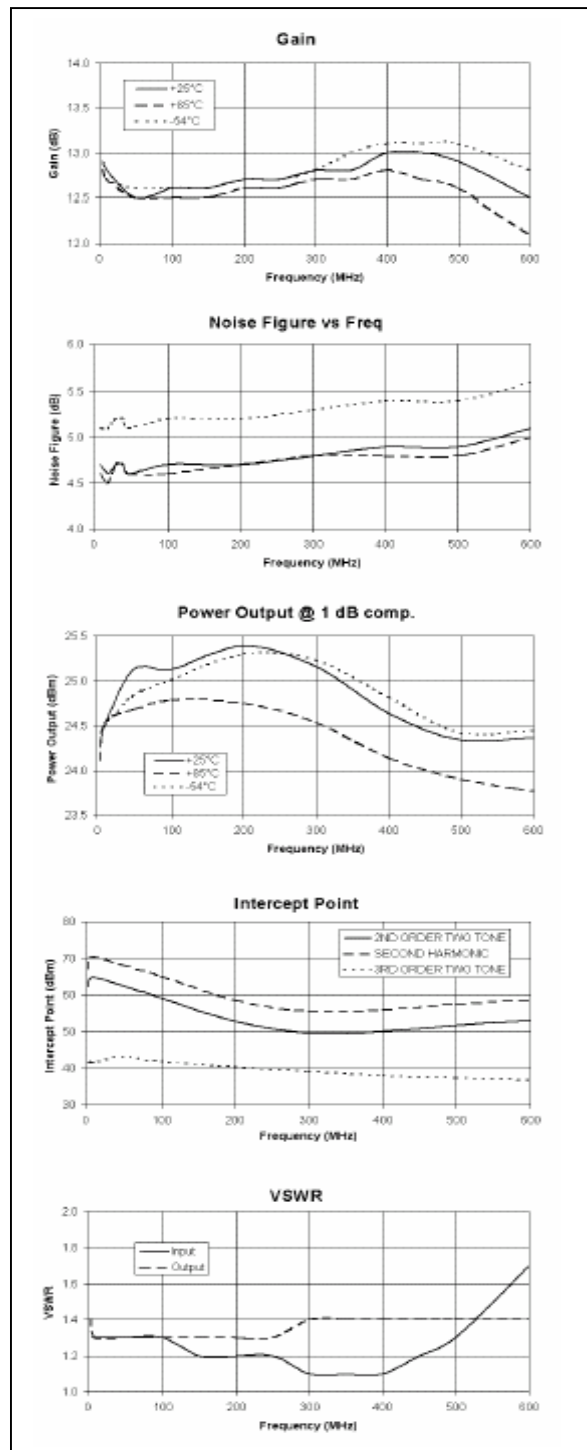
Visit [www.macom.com](http://www.macom.com) for additional data sheets and product information.

# Cascadable Amplifier 10 to 500 MHz

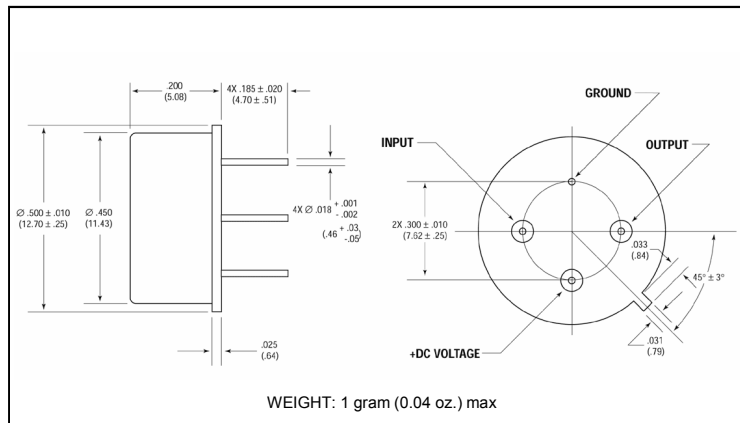
**PA511/SMPA511**

V2

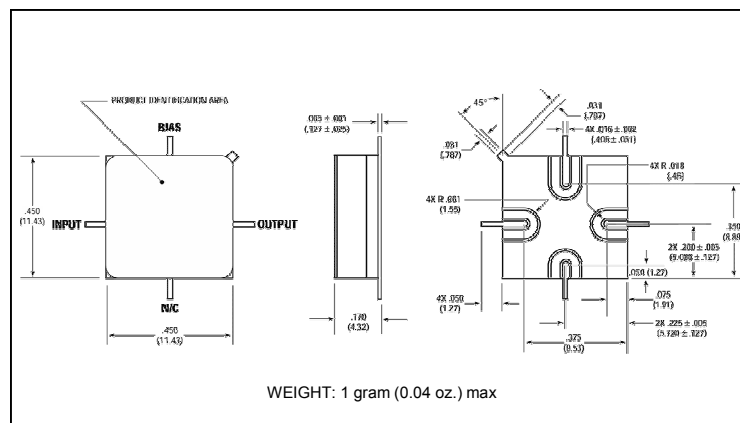
## Typical Performance Curves at +25°C



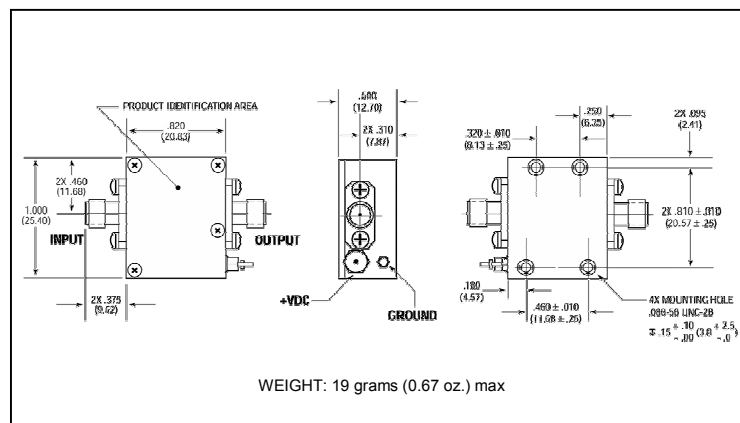
## Outline Drawing: TO-8 \*



## Outline Drawing: Surface Mount \*



## Outline Drawing: SMA Connectorized \*



\* Dimensions are inches (millimeters) ±0.015 (0.38) unless otherwise specified.