

N-CHANNEL MOS FIELD EFFECT POWER TRANSISTOR

98 DE 6427525 0018928 3

2SK784

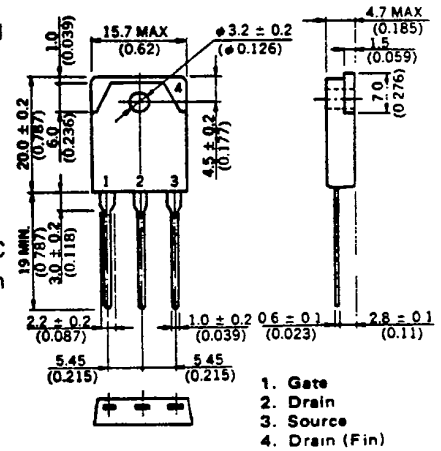
DESCRIPTION The 2SK784 is N-channel MOS Field Effect Power Transistor designed for switching power supplies DC-DC converters.

- FEATURES**
- Suitable for switching power supplies, actuator controls, and pulse circuits.
 - Low $R_{DS(on)}$
 - No second breakdown

ABSOLUTE MAXIMUM RATINGS

Maximum Temperatures	
Storage Temperature	-55 to +150 °C
Channel Temperature	150 °C Maximum
Maximum Power Dissipation ($T_C = 25 °C$)	
Total Power Dissipation	150 W
Maximum Voltages and Currents ($T_a = 25 °C$)	
V_{DSS} Drain to Source Voltage	450 V
V_{GSS} Gate to Source Voltage	±20 V
$I_{D(DC)}$ Drain Current (DC)	±20 A
$I_{D(pulse)}$ Drain Current (pulse)*	±80 A
* $PW \leq 300 \mu s$, Duty Cycle $\leq 2 \%$	

PACKAGE DIMENSIONS
in millimeters (inches)



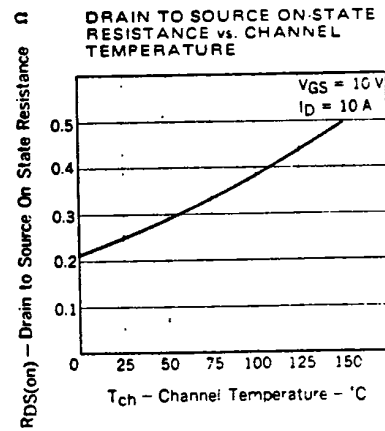
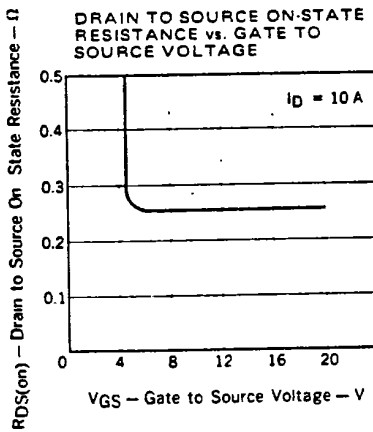
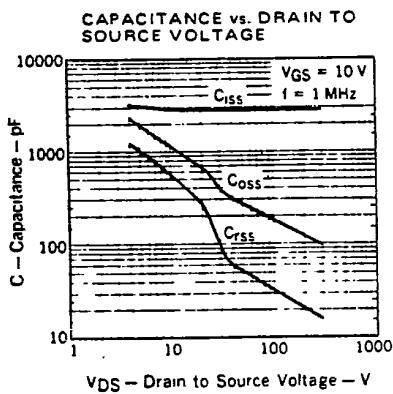
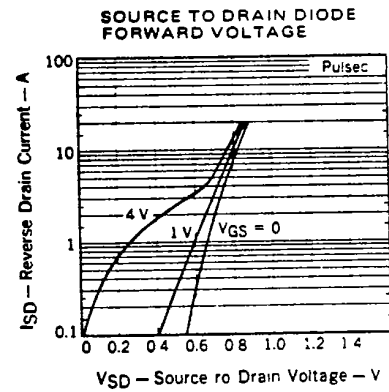
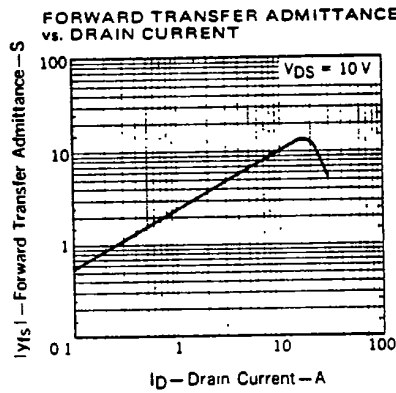
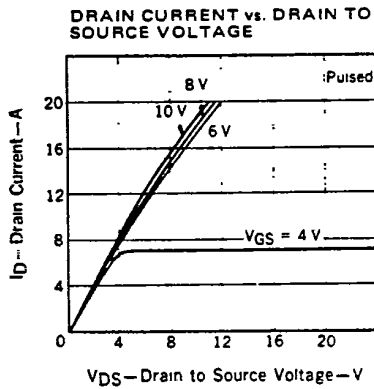
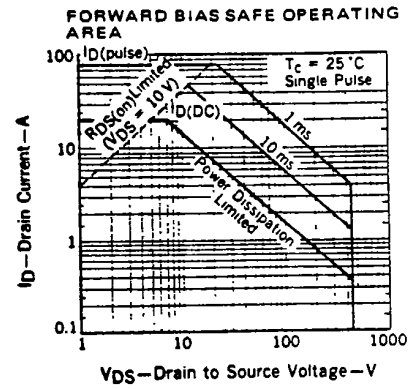
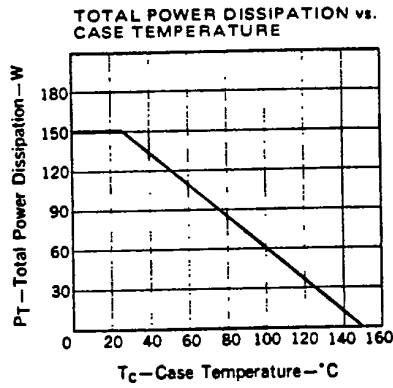
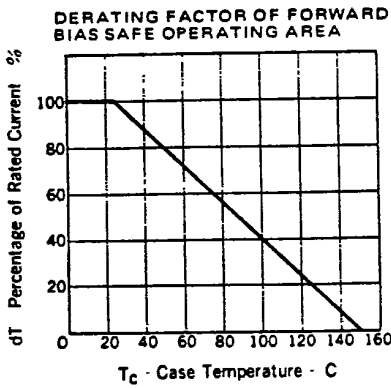
ELECTRICAL CHARACTERISTICS ($T_a = 25 °C$)

SYMBOL	CHARACTERISTIC	MIN.	TYP.	MAX.	UNIT	TEST CONDITIONS
I_{DSS}	Drain Leakage Current			100	μA	$V_{DS} = 450 V, V_{GS} = 0$
I_{GSS}	Gate to Source Leakage Current			±100	nA	$V_{GS} = \pm 20 V, V_{DS} = 0$
$V_{GS(off)}$	Gate to Source Cutoff Voltage	1.5		3.5	V	$V_{DS} = 10 V, I_D = 1 mA$
$ Y_{fs} $	Forward Transfer Admittance	9.0			S	$V_{DS} = 10 V, I_D = 10 A$
$R_{DS(on)}$	Drain to Source On-State Resistance		0.25	0.35	Ω	$V_{GS} = 10 V, I_D = 10 A$
C_{iss}	Input Capacitance		3000		pF	$V_{DS} = 10 V, V_{GS} = 0, f = 1 MHz$
C_{oss}	Output Capacitance		900		pF	
C_{rss}	Reverse Transfer Capacitance		350		pF	
$t_{d(on)}$	Turn-On Delay Time		45		ns	$I_D = 10 A, V_{CC} \approx 150 V$ $V_{GS(on)} = 10 V$ $R_L = 15 \Omega$ $R_{in} = 10 \Omega$
t_r	Rise Time		85		ns	
$t_{d(off)}$	Turn-Off Delay Time		180		ns	
t_f	Fall Time		85		ns	

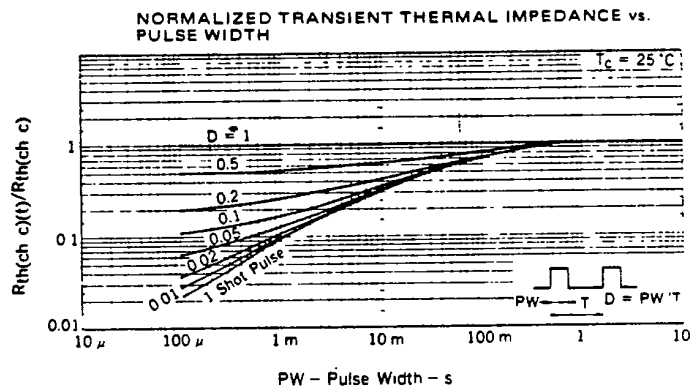
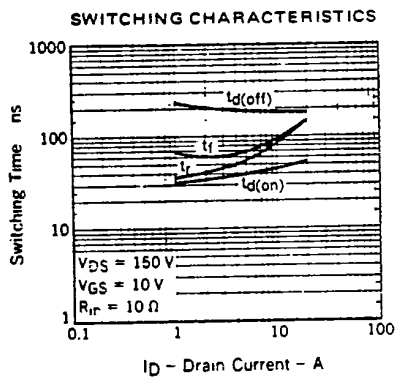
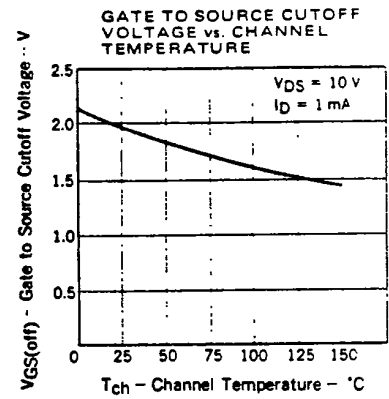
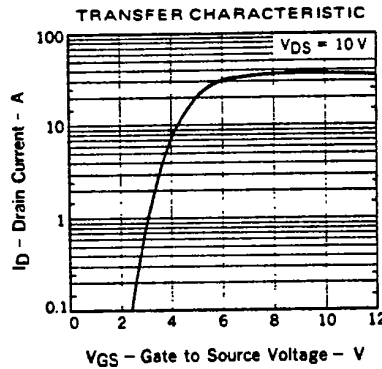
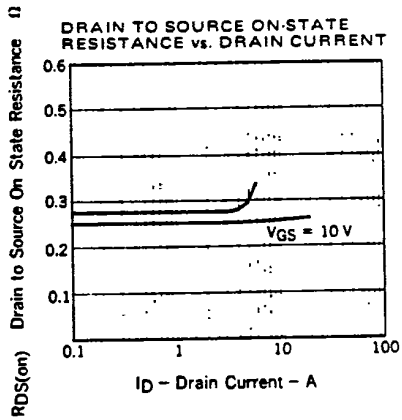
NEC cannot assume any responsibility for any circuits shown or represent that they are free from patent infringement.

TYPICAL CHARACTERISTICS ($T_a = 25^\circ\text{C}$)

98 DE 6427525 0018929 5



98 DE 6427525 0018930 1



SWITCHING TIME TEST CIRCUIT

