

1N5926B THRU 1N5956B

GLASS PASSIVATED JUNCTION SILICON ZENER DIODE VOLTAGE - 11 TO 200 Volts Power - 1.5 Watts

FEATURES

- Low profile package
- Built-in strain relief
- Glass passivated junction
- Low inductance
- Typical I_R less than 1 μgA above 11V
- High temperature soldering :
260 $^{\circ}\text{C}$ /10 seconds at terminals
- Plastic package has Underwriters Laboratory
Flammability Classification 94V-O

MECHANICAL DATA

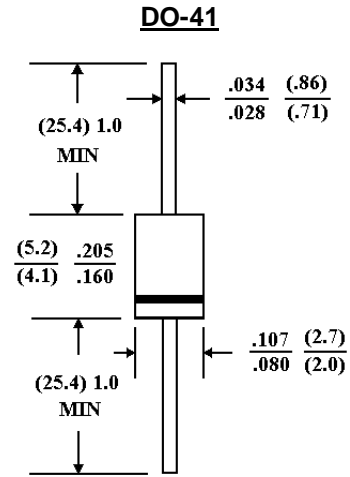
Case: JEDEC DO-41 Molded plastic over passivated junction

Terminals: Solder plated, solderable per MIL-STD-750,
method 2026

Polarity: Color band denotes positive end (cathode)

Standard Packaging: 52mm tape

Weight: 0.012 ounce, 0.3 gram



Dimensions in inches and (millimeters)

MAXIMUM RATINGS AND ELECTRICAL CHARACTERISTICS

Ratings at 25 $^{\circ}\text{C}$ ambient temperature unless otherwise specified.

	SYMBOL	VALUE	UNITS
DC Power Dissipation @ $T_L=75^{\circ}\text{C}$, Measure at Zero Lead Length(Note 1, Fig. 1) Derate above 75 $^{\circ}\text{C}$	P_D	1.5 15	Watts mW/ $^{\circ}\text{C}$
Peak forward Surge Current 8.3ms single half sine-wave superimposed on rated load(JEDEC Method) (Note 1,2)	I_{FSM}	10	Amps
Operating Junction and Storage Temperature Range	T_J, T_{STG}	-55 to +150	$^{\circ}\text{C}$

NOTES:

1. Mounted on 5.0mm²(.013mm thick) land areas.
2. Measured on 8.3ms, single half sine-wave or equivalent square wave, duty cycle = 4 pulses per minute maximum.
3. ZENER VOLTAGE (V_Z) MEASUREMENT Nominal zener voltage is measured with the device function in thermal equilibrium with ambient temperature at 25 $^{\circ}\text{C}$.
4. ZENER IMPEDANCE (Z_Z) DERIVATION Z_{ZT} are measured by dividing the ac voltage drop across the device by the ac current applied. The specified limits are for $I_{Z(ac)} = 0.1 I_Z$, (dc) with the ac frequency = 60Hz.

1N5926B THRU 1N5956B

ELECTRICAL CHARACTERISTICS (T _L =30 °C unless otherwise noted) (V _F =1.5Volts Max @ I _F =200mA)								
Device	Nominal Zener Voltage V _Z @ I _{ZT} volts (Note 1.)	Test current I _{ZT} mA	Maximum Zener Impedance (Note 2.)			Max reverse Leakage Current		Maximum DC Zener Current I _{ZM} mAdc
			Z _{ZT} @ I _{ZT} Ohms	Z _{ZK} @ I _{ZK} Ohms	I _{ZK} mA	I _R µg A	V _R @ Volts	
1N5926B	11	34.1	5.5	550	0.25	1	8.4	136
1N5927B	12	31.2	6.5	550	0.25	1	9.1	125
1N5928B	13	28.8	7	550	0.25	1	9.9	115
1N5929B	15	25	9	600	0.25	1	11.4	100
1N5930B	16	23.4	10	600	0.25	1	12.2	93
1N5931B	18	20.8	12	650	0.25	1	13.7	83
1N5932B	20	18.7	14	650	0.25	1	15.2	75
1N5933B	22	17	17.5	650	0.25	1	16.7	68
1N5934B	24	15.6	19	700	0.25	1	18.2	62
1N5935B	27	13.9	23	700	0.25	1	20.6	55
1N5936B	30	12.5	26	750	0.25	1	22.8	50
1N5937B	33	11.4	33	800	0.25	1	25.1	45
1N5938B	36	10.4	38	850	0.25	1	27.4	41
1N5939B	39	9.6	45	900	0.25	1	29.7	38
1N5940B	43	8.7	53	950	0.25	1	32.7	34
1N5941B	47	8	67	1000	0.25	1	35.8	31
1N5942B	51	7.3	70	1100	0.25	1	38.8	29
1N5943B	56	6.7	86	1300	0.25	1	42.6	26
1N5944B	62	6	100	1500	0.25	1	47.1	24
1N5945B	68	5.5	120	1700	0.25	1	51.7	22
1N5946B	75	5	140	2000	0.25	1	56	20
1N5947B	82	4.6	160	2500	0.25	1	62.2	18
1N5948B	91	4.1	200	3000	0.25	1	69.2	16
1N5949B	100	3.7	250	3100	0.25	1	76	15
1N5950B	110	3.4	300	4000	0.25	1	83.6	13
1N5951B	120	3.1	380	4500	0.25	1	91.2	12
1N5952B	130	2.9	450	5000	0.25	1	98.8	11
1N5953B	150	2.5	600	6000	0.25	1	114	10
1N5954B	160	2.3	700	6500	0.25	1	121.6	9
1N5955B	180	2.1	900	7000	0.25	1	136.8	8
1N5956B	200	1.9	1200	8000	0.25	1	152	7

* TOLERANCE AND VOLTAGE DESIGNATION Tolerance designation - The type numbers listed indicate a tolerance of ±0.5%

RATING AND CHARACTERISTICS CURVES

1N5926B THRU 1N5956B

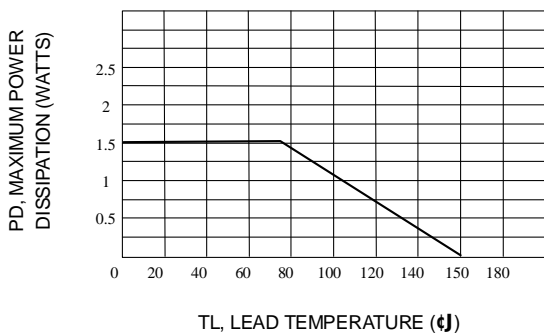


Fig. 1-STEADY STATE POWER DERATING

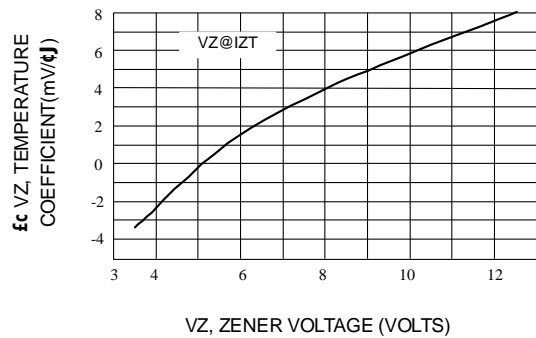


Fig. 2-ZENER VOLTAGE-TO 12 VOLTS

RATING AND CHARACTERISTICS CURVES

1N5926B THRU 1N5956B

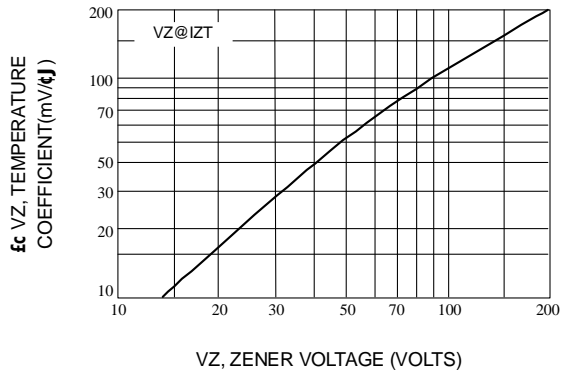


Fig. 3-ZENER VOLTAGE-10 TO 200 VOLTS

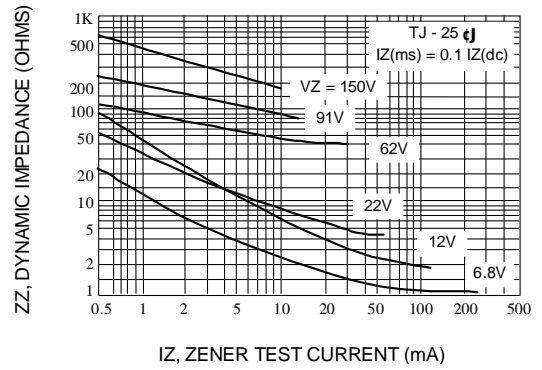


Fig. 4-EFFECT OF ZENER CURRENT

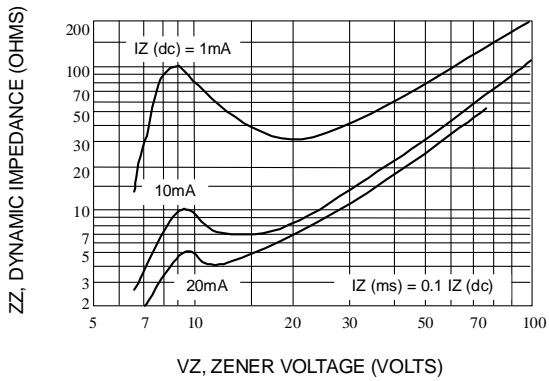


Fig. 7-VZ = 6.8 THRU 10 VOLTS

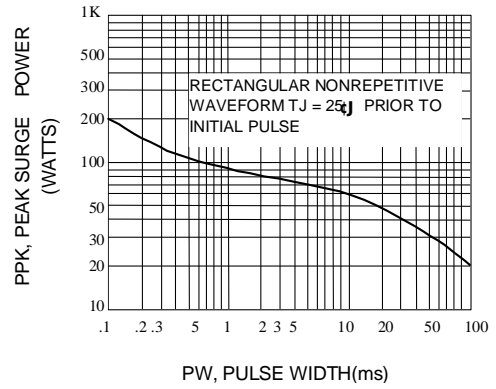
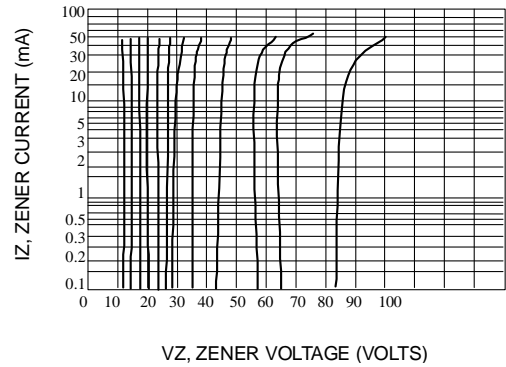
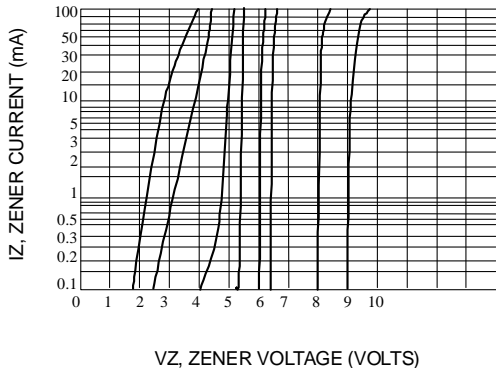


Fig. 8-VZ = 12 THRU 82 VOLTS



This datasheet has been download from:

www.datasheetcatalog.com

Datasheets for electronics components.