





With ceramic multilayer decoupling capacitor 100 nF ± 20% / 50 V, epoxy encapsulated

Temperature range: -25°C to +85°C

Insertion characteristics: 4-finger standard



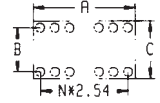
Platings	Sleeve 	Clip 	Pin 
93	5 µm Sn Pb	0.75 µm Au	

Ordering information

For standard versions see table (order codes)

Option:

3 level wrapposts (please consult)

No. of poles	Order Codes				Insulator dimensions			
	Plating 93					See page 50	A	B
8	110-93-308-41-801				Fig. 4	10.1	7.62	10.1
14	110-93-314-41-801				Fig. 6	17.7	7.62	10.1
16	110-93-316-41-801				Fig. 7	20.3	7.62	10.1
18	110-93-318-41-801				Fig. 8	22.8	7.62	10.1
20	110-93-320-41-801				Fig. 9	25.3	7.62	10.1
22	110-93-322-41-801				Fig. 10	27.8	7.62	10.1
24	110-93-324-41-801				Fig. 11	30.4	7.62	10.1
22	110-93-422-41-801				Fig. 13	27.8	10.16	12.6
24	110-93-624-41-801				Fig. 17	30.4	15.24	17.7
28	110-93-628-41-801				Fig. 18	35.5	15.24	17.7
32	110-93-632-41-801				Fig. 19	40.6	15.24	17.7
40	110-93-640-41-801				Fig. 21	50.6	15.24	17.7

This datasheet has been download from:

www.datasheetcatalog.com

Datasheets for electronics components.