

## LTA-Series



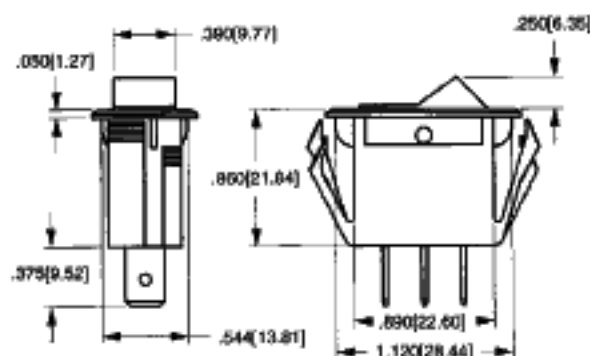
The LTA-Series Mini Tippet Snap-in rocker switches are illuminated, single pole and double-insulated. These switches are AC rated and are also suitable for low voltage DC applications. A variety of actuators, colors and terminations can be specified with ratings up to 20 amps.

### Specifications

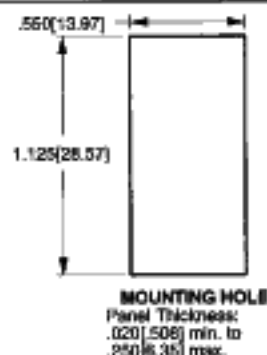
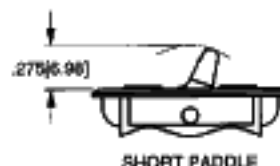
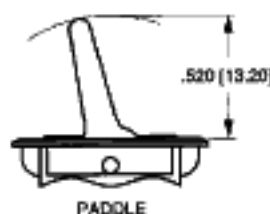
- Certifications\*: UL, CSA
- Dielectric Strength: 1,000V (minimum)
- Insulation Resistance: 100 Megohms (minimum)
- Base Material: Nylon
- Actuator Material: Nylon or Polycarbonate
- Bezel Material: Nylon

\* Due to ongoing technological advances, consult factory for certification specifics.

### Dimensional Specifications: in. [mm]



.089 [1.75] DIA 250 [6.35]	.156 [3.96] DIA .375 [9.52] 250 [6.35]	.065 [1.40] DIA .250 [6.35] .187 [4.74]	6.000 [152.40] .500 [12.70]
.250 TAB (Q.C.)	SOLDER LUG	.187 TAB (Q.C.)	INTEGRATED WIRE LEAD (no exposed conductors)
<b>TERMINAL TYPE</b>			



<b>LTA</b>	<b>20</b>	<b>1</b>	<b>- T R -</b>	<b>B</b>	<b>/ 125N</b>
<b>SERIES</b>	<b>RATING</b>	<b>TERMINATION</b>		<b>ACTUATOR COLOR</b>	<b>LENS COLOR<sup>2,3</sup></b>
LTA OFF-NONE-ON SINGLE POLE	10 5A 250VAC 10A 125VAC 1/2HP 125-250VAC	0 SOLDER LUG 1 .250 TAB (QC) 3 .187 TAB (QC) 5 WIRE LEAD	ACTUATOR STYLE P PADDLE PS PADDLE - SHORT T LIGHTED ROCKER	ROCKER A AMBER C CLEAR G GREEN <sup>2</sup> R RED  PADDLE <sup>1</sup> B BLACK W WHITE  BASE COLOR <sup>1</sup>  B BLACK W WHITE	A AMBER C CLEAR G GREEN LU BLUE R RED  LAMP VOLTAGE  NEON 125N 125 VOLT 250N 250 VOLT  INCANDESCENT 6V 6 VOLT 12V 12 VOLT 18V 18 VOLT 24V 24 VOLT 28V 28 VOLT
11 5A 250VAC 10A 125VAC 5A (TUNGSTEN) 125VAC L	20 10A 250VAC 15A 125VAC 3/4HP 125-250VAC	21 10A 250VAC 15A 125VAC	22 10A 250VAC 15A 125VAC 20A 125-250VAC H 3/4HP 125-250VAC		

#### NOTES:

Shading indicates standard configurations. Stainless steel bezels are available. Add suffix "BEZEL" to the end of the catalog number. (ex.) LTA201-TR-B/12V/BEZEL. Imprinting is available. Please specify when ordering.

Panel Cut-Out Recommendations: For sheet metal panels, switch must enter panel in same direction as the punch. (Burr on bottom.) Test cut hole in actual material.

1 Custom colors are available. Consult factory.

2 Neon lamps (125 volt or 250 volt) not recommended with green or blue colored indicators.

3 Specify lens color only if actuator style is P or PS.