


NTC Thermistors, Glass Encapsulated Miniature Bead



FEATURES

- Small diameter
- Quick response to changes in temperature
- Very high long term stability
- High temperature operation

APPLICATIONS

Temperature measurement, level and flow sensing.

Bead thermistor with negative temperature coefficient, having two solid platinum-iridium leads in axial or radial configuration. The device is non-flammable.

MOUNTING

Spot weld the leads to conducting wires or other supports.

PACKAGING

The thermistors are packed in cardboard boxes; the smallest packaging quantity is 100 units.

QUICK REFERENCE DATA	
PARAMETER	VALUE
Resistance value at 25 °C	1 kΩ to 1 MΩ
Tolerance on R25-value	±5%; ±10%
B25/85-value	2075 to 4100 K
Tolerance on B25/85-value	±5%
Maximum dissipation at 55 °C	100 mW
Response time; note 1	≈0.5 s
Operating temperature range: at zero dissipation	-55 to +200 °C
Mass	≈33 mg

Note

1. Response time in silicone oil MS200/50. This is the time needed for the sensor to reach 63.2% of the total temperature difference when subjected to a temperature change from 25 °C in air to 85 °C in oil.

ELECTRICAL DATA AND ORDERING INFORMATION						
R ₂₅ (kΩ)	B _{25/85} -VALUE	TC (%/K)	CATALOG NUMBER 2322 633			
			AXIAL LEADS		RADIAL LEADS	
			R ₂₅ ±5%	R ₂₅ ±10%	R ₂₅ ±5%	R ₂₅ ±10%
1	2075 K ±5%	-2.3	03102	02102	13102	12102
2.2	2285 K ±5%	-2.6	03222	02222	13222	12222
4.7	2485 K ±5%	-2.8	03472	02472	13472	12472
10	3750 K ±5%	-4.2	03103	02103	13103	12103
22	3560 K ±5%	-4.0	03223	02223	13223	12223
47	3750 K ±5%	-4.2	03473	02473	13473	12473
100	3900 K ±5%	-4.4	03104	02104	13104	12104
220	3860 K ±5%	-4.3	03224	02224	13224	12224
470	3950 K ±5%	-4.5	03474	02474	13474	12474
1000	4100 K ±5%	-4.6	03105	02105	13105	12105

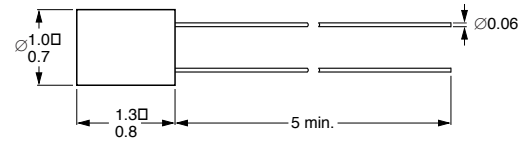
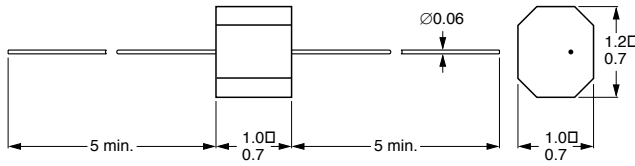
Note

1. R₂₅-values, temperature coefficients and catalog numbers.
2. The thermistors have a 12-digit catalog number starting with 2322 633. The subsequent 5 digits indicate the resistance value and tolerance.

DIMENSIONS in millimeters

Component outline of 2322 633 0.... (axial leads).

Component outline of 2322 633 1.... (radial leads).



DERATING

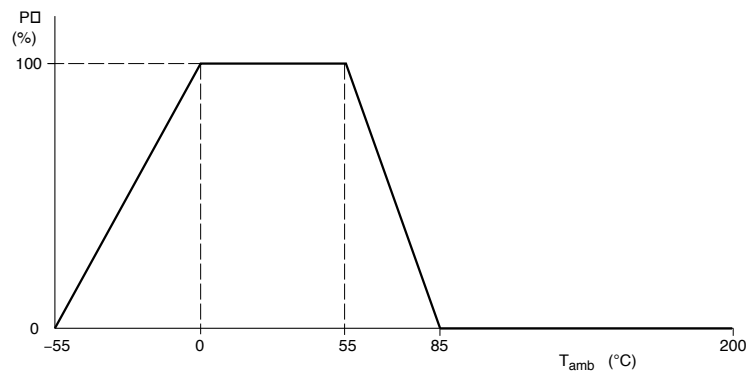


Fig.3 Power derating curve.

This datasheet has been downloaded from:

www.DatasheetCatalog.com

Datasheets for electronic components.