

FLL21E090IK


High Voltage - High Power GaAs FET

FEATURES

- High Voltage Operation : VDS=28V
- High Gain: 15dB(typ.) at Pout=43dBm(Avg.)
- Broad Frequency Range : 2100 to 2200MHz
- Proven Reliability

DESCRIPTION

The FLL21E090IK is a high power GaAs FET that offers high efficiency, ease of matching, greater consistency and broad bandwidth for high power L-band amplifiers. This device is targeted for high voltage, low current operation in digitally modulated base station amplifiers. This product is ideally suited for W-CDMA base station amplifiers while offering high gain, long term reliability and ease of use.



ABSOLUTE MAXIMUM RATINGS

Item	Symbol	Condition	Rating	Unit
Drain-Source Voltage	VDS	Tc=25 °C	32	V
Gate-Source Voltage	VGS		-3	V
Total Power Dissipation	Pt		125	W
Storage Temperature	Tstg		-65 to +175	°C
Channel Temperature	Tch		200	°C

RECOMMENDED OPERATING CONDITION (Case Temperature Tc=25°C)

Item	Symbol	Condition	Limit	Unit
DC Input Voltage	VDS		<28	V
Forward Gate Current	IGF	RG=2 Ω	<352	mA
Reverse Gate Current	IGR	RG=2 Ω	>-31	mA
Channel Temperature	Tch		155	°C

ELECTRICAL CHARACTERISTICS (Case Temperature Tc=25°C)

Item	Symbol	Condition	Limit			Unit
			min.	Typ.	Max.	
Pinch-Off Voltage	Vp	VDS=5V, IDS=150mA	-0.1	-0.2	-0.5	V
Gate-Source Breakdown Voltage	VGS0	IGS=-1.5mA	-5			V
3rd Order Inter modulation Distortion	IM3	VDS=28V	-	-35	-30	dBc
Power Gain	Gp	IDS(DC)=700mA	14.0	15.0	-	dB
Drain Efficiency	ηd	Pout=43dBm(Avg.)	-	26	-	%
Adjacent Channel Leakage Power Ratio	ACLRL	note	-	-36	-	dBc
Thermal Resistance	Rth	Channel to Case	-	1.1	1.2	°C/W

Note 1 : IM3 ACLR and Gain test condition as follows:

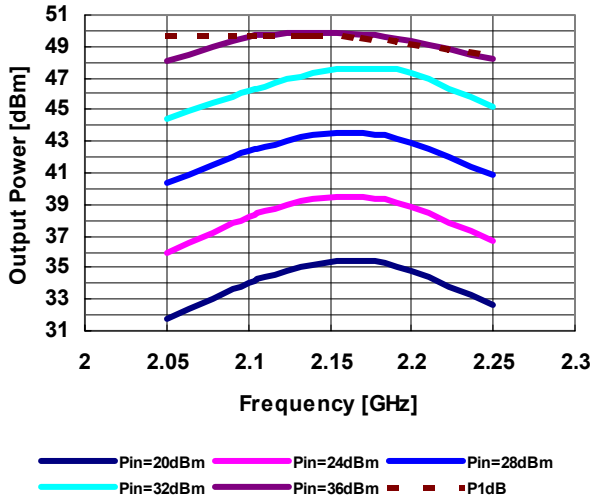
IM3 & Gain : fo=2.1325GHz, f1=2.1475GHz W-CDMA(3GPP3.4 12-00) BS-1 64ch non clipping modulation measured over 3.84MHz at fo-15MHz and f1+15MHz.

ACLR : fo=2.1325GHz W-CDMA(3GPP3.4 12-00) BS-1 64ch non clipping modulation, measured over 3.84MHz at fo+5MHz.

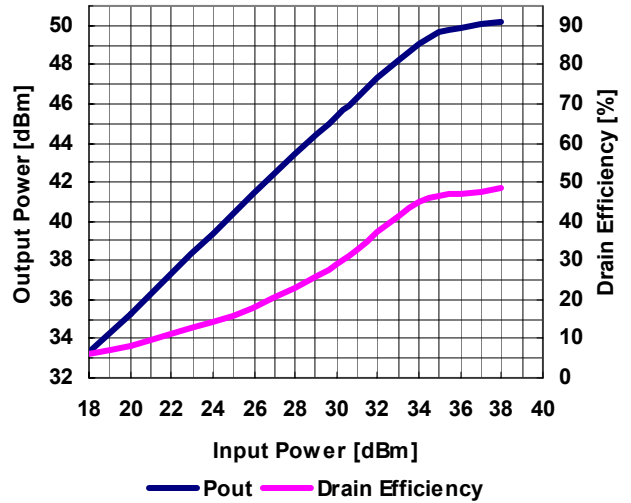
FLL21E090IK

High Voltage - High Power GaAs FET

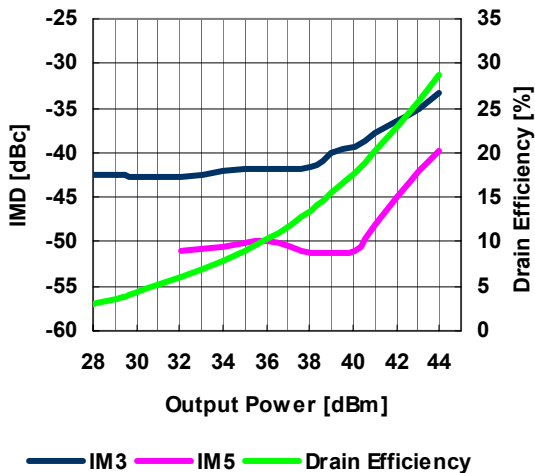
Output Power vs. Frequency
@VDS=28V, IDS=700mA



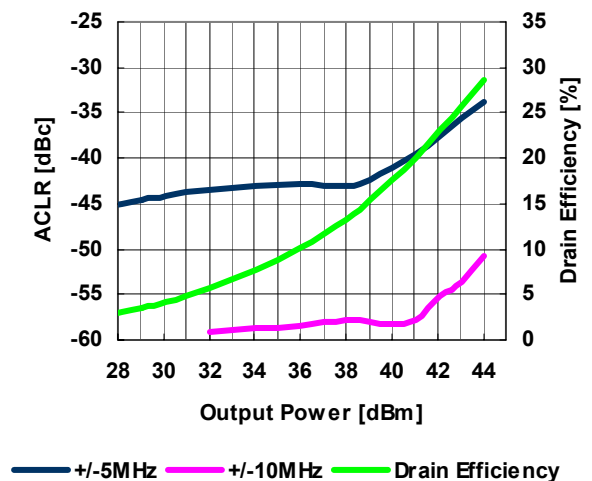
Output Power, Drain Efficiency vs. Input Power
@VDS=28V, IDS=700mA, f=2.14GHz



Two-Carrier IMD(ACLR)& Drain Efficiency vs. Output Power
@VDS=28V IDS=700mA fo=2.1325, f1=2.1475GHz
W-CDMA 3-GPP BS-1 64ch Modulation



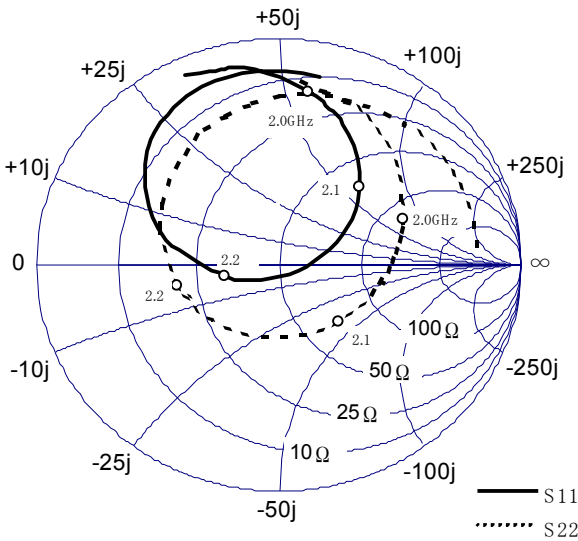
Single-Carrier ACLR & Drain Efficiency vs. Output Power
@VDS=28V IDS=700mA fo=2.1325GHz
W-CDMA 3GPP BS-1 64ch Modulation



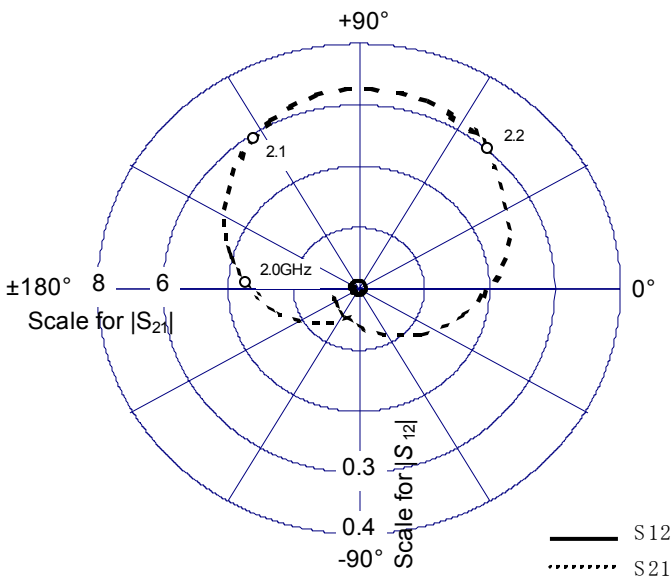
FLL21E090IK

High Voltage - High Power GaAs FET

S-Parameters @VDS=28V, IDS=700mA, f=1.7 to 3 GHz



!freq(GHz)	S11(mag)	S11(ang)	S21(mag)	S21(ang)	S12(mag)	S12(ang)	S22(mag)	S22(ang)
0.1	0.973	175.6	0.958	161.9	0.000	34.8	0.711	-168.4
0.2	0.953	171.7	1.370	136.9	0.001	94.1	0.876	-175.4
0.3	0.934	169.7	1.433	95.6	0.003	50.0	0.931	174.7
0.4	0.932	167.0	1.182	61.6	0.003	12.2	0.922	167.3
0.5	0.940	164.2	0.890	33.5	0.002	3.7	0.908	162.4
1	0.947	147.8	0.390	-31.8	0.003	18.2	0.928	137.9
1.1	0.952	143.8	0.381	-41.2	0.003	14.1	0.921	132.4
1.2	0.958	139.8	0.394	-50.1	0.004	7.2	0.922	126.4
1.3	0.948	135.8	0.423	-59.3	0.004	7.5	0.921	120.0
1.4	0.951	131.5	0.480	-69.3	0.004	13.5	0.910	112.6
1.5	0.952	126.7	0.571	-80.6	0.005	-1.2	0.893	104.1
1.6	0.935	121.3	0.715	-93.2	0.007	-19.0	0.857	94.5
1.7	0.924	114.9	0.952	-108.0	0.008	-35.4	0.820	83.3
1.8	0.896	107.1	1.356	-126.3	0.010	-48.1	0.776	69.2
1.9	0.866	96.5	2.101	-150.4	0.012	-78.7	0.692	50.7
1.95	0.832	89.8	2.692	-165.2	0.014	-102.2	0.631	38.1
2	0.775	80.9	3.492	-176.7	0.016	-121.5	0.553	21.5
2.05	0.675	67.3	4.599	-153.2	0.017	-152.8	0.454	-3.0
2.1	0.478	46.0	5.845	123.1	0.020	161.6	0.352	-45.7
2.11	0.422	40.4	6.094	115.8	0.020	151.9	0.338	-57.6
2.12	0.360	34.3	6.273	108.9	0.020	141.1	0.327	-70.7
2.13	0.293	27.1	6.451	101.3	0.020	130.2	0.323	-84.5
2.14	0.222	18.7	6.549	93.5	0.020	123.6	0.325	-98.7
2.15	0.149	6.2	6.559	85.9	0.021	111.2	0.333	-112.3
2.16	0.083	-18.5	6.563	78.2	0.020	97.2	0.347	-125.6
2.17	0.052	-87.3	6.512	70.6	0.020	88.0	0.364	-137.7
2.18	0.100	-139.9	6.332	63.2	0.019	72.8	0.385	-148.7
2.19	0.166	-156.8	6.214	56.0	0.020	69.5	0.403	-158.2
2.2	0.228	-166.8	6.005	49.2	0.019	53.5	0.425	-167.4
2.25	0.479	166.4	4.860	18.9	0.016	8.9	0.513	160.9
2.3	0.624	151.2	3.765	-4.5	0.015	-20.0	0.577	141.9
2.35	0.710	141.0	2.960	-22.9	0.015	-45.9	0.626	127.9
2.4	0.764	133.4	2.395	-38.2	0.014	-65.6	0.665	116.9
2.5	0.822	121.6	1.673	-62.5	0.013	-95.6	0.723	98.1
2.6	0.848	112.1	1.293	-83.3	0.011	-118.3	0.767	80.6
2.7	0.858	103.8	1.066	-101.3	0.011	-142.2	0.790	63.4
2.8	0.860	96.0	0.936	-119.0	0.011	-154.2	0.818	45.2
2.9	0.856	88.1	0.866	-137.8	0.012	-174.4	0.825	25.3
3	0.846	78.8	0.849	-157.1	0.012	168.1	0.829	3.5

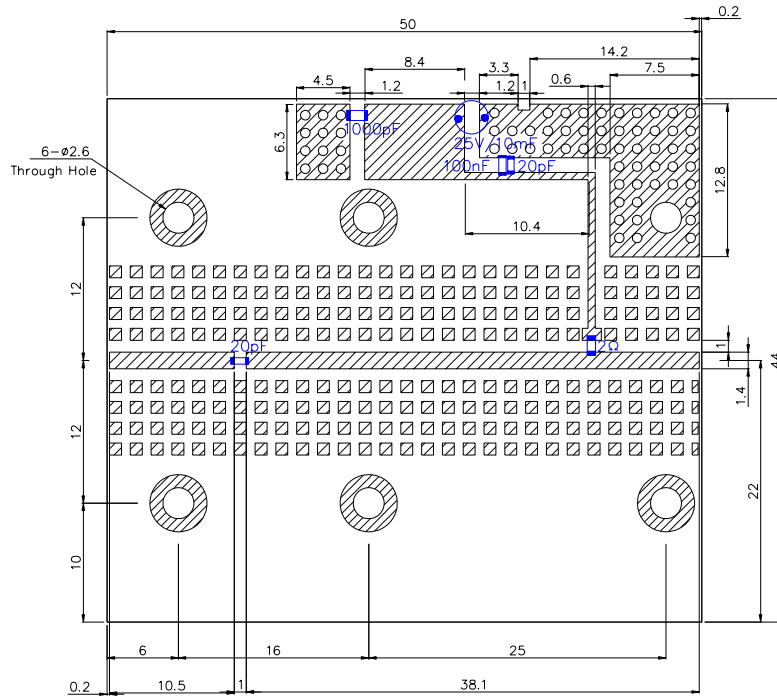


FLL21E090IK

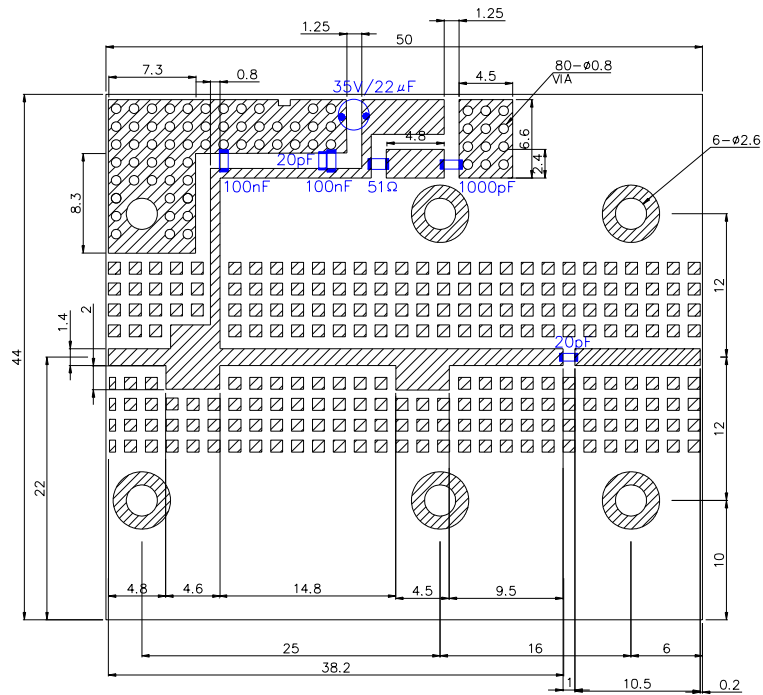
High Voltage - High Power GaAs FET

BOARD LAYOUT

<INPUT SIDE>



<OUTPUT SIDE>

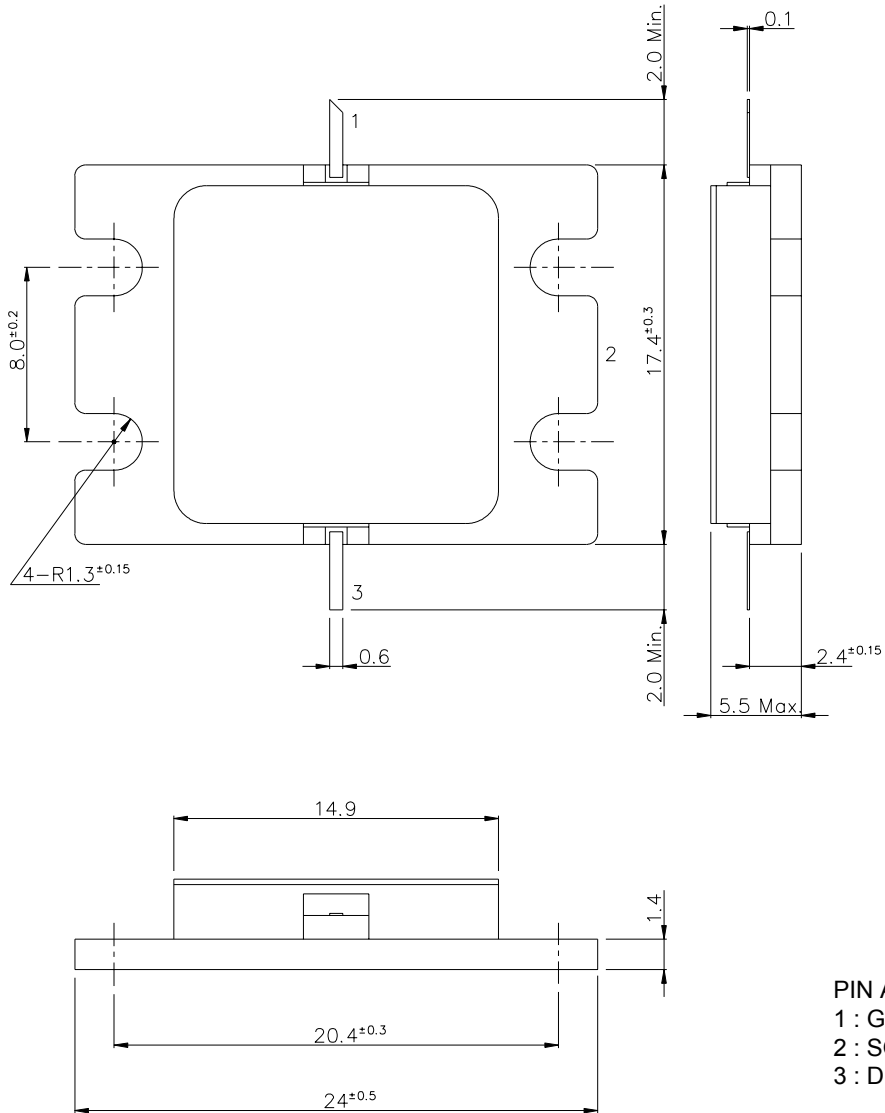


$\epsilon_r=3.5$ $t=0.6$ mm

FLL21E090IK

High Voltage - High Power GaAs FET

IK Package Outline
Metal-Ceramic Hermetic Package



PIN ASSIGMENT
1 : GATE
2 : SOURCE(Flange)
3 : DRAIN

Unit:mm

FLL21E090IK

High Voltage - High Power GaAs FET

For further information please contact :

Eudyna Devices USA Inc.

2355 Zanker Rd.
San Jose, CA 95131-1138, U.S.A.
TEL: (408) 232-9500
FAX: (408) 428-9111
www.us.eudyna.com

Eudyna Devices Europe Ltd.

Network House
Norreys Drive
Maidenhead, Berkshire SL6 4FJ
United Kingdom
TEL: +44 (0) 1628 504800
FAX: +44 (0) 1628 504888

Eudyna Devices Asia Pte. Ltd.

Hong Kong Branch
Rm.1101,Ocean Centre, 5 Canton Road
Tsim Sha Tsui, Kowloon, Hong kong
TEL: +852-2377-0227
FAX: +852-2377-3921

Eudyna Devices Inc.

1000 Kamisukiahara, showa-cho
Nakakomagun, Yamanashi
409-3883, Japan
(Kokubo Industrial Park)
TEL +81-55-275-4411
FAX +81-55-275-9461

Sales Division

1, Kanai-cho, Sakae-ku
Yokohama,244-0845,Japan
TEL +81-45-853-8156
FAX +81-45-853-8170

CAUTION

Eudyna Devices Inc. products contain **gallium arsenide (GaAs)** which can be hazardous to the human body and the environment. For safety, observe the following procedures:

- Do not put these products into the mouth.
- Do not alter the form of this product into a gas, powder, or liquid through burning, crushing, or chemical processing as these by-products are dangerous to the human body if inhaled, ingested, or swallowed.
- Observe government laws and company regulations when discarding this product. This product must be discarded in accordance with methods specified by applicable hazardous waste procedures.

Eudyna Devices Inc. reserves the right to change products and specifications without notice. The information does not convey any license under rights of Eudyna Devices Inc. or others.

© 2004 Eudyna Devices USA Inc.
Printed in U.S.A.