

# BA157 - BA159

**PRV : 400 - 1000 Volts**  
**Io : 1.0 Ampere**

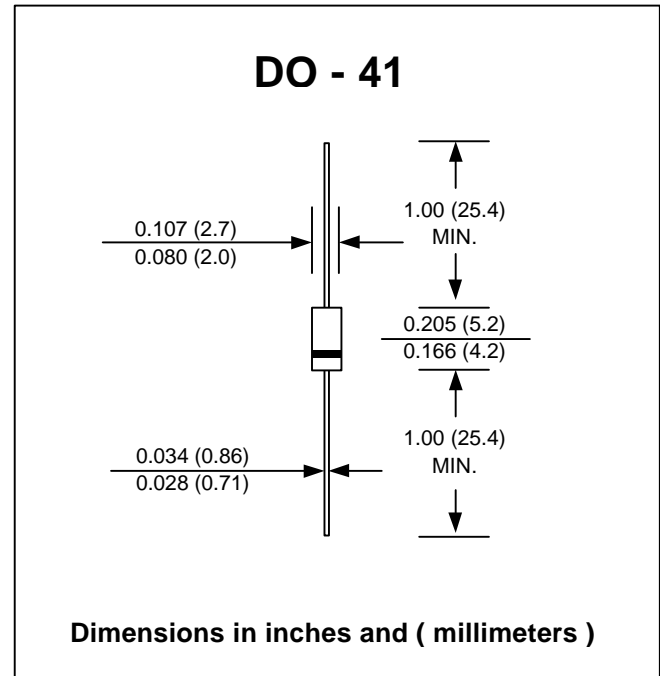
## FEATURES :

- \* High current capability
- \* High surge current capability
- \* High reliability
- \* Low reverse current
- \* Low forward voltage drop
- \* Fast switching for high efficiency

## MECHANICAL DATA :

- \* Case : DO-41 Molded plastic
- \* Epoxy : UL94V-O rate flame retardant
- \* Lead : Axial lead solderable per MIL-STD-202, Method 208 guaranteed
- \* Polarity : Color band denotes cathode end
- \* Mounting position : Any
- \* Weight : 0.34 gram

# FAST RECOVERY RECTIFIER DIODES



## MAXIMUM RATINGS AND ELECTRICAL CHARACTERISTICS

Rating at 25 °C ambient temperature unless otherwise specified.  
 Single phase, half wave, 60 Hz, resistive or inductive load.  
 For capacitive load, derate current by 20%.

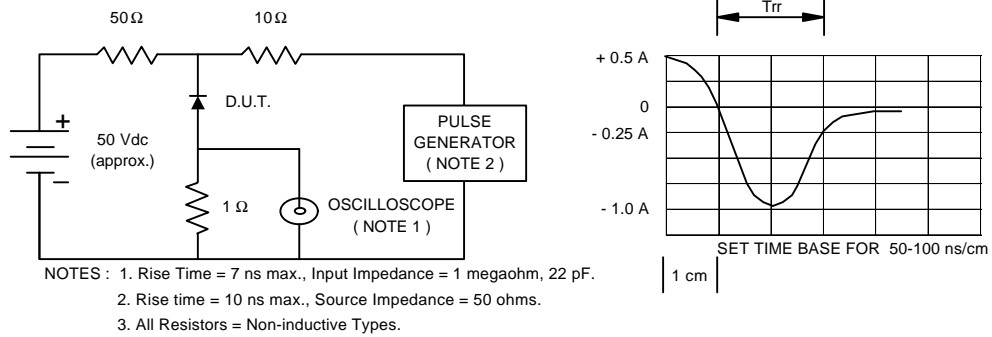
RATING	SYMBOL	BA157	BA158	BA159	UNIT
Maximum Recurrent Peak Reverse Voltage	VRRM	400	600	1000	V
Maximum RMS Voltage	VRMS	280	420	700	V
Maximum DC Blocking Voltage	VDC	400	600	1000	V
Maximum Average Forward Current 0.375"(9.5mm) Lead Length Ta = 45 °C	IF(AV)	1.0			A
Peak Forward Surge Current, 8.3ms Single half sine wave Superimposed on rated load (JEDEC Method)	IFSM	35			A
Maximum Peak Forward Voltage at IF = 1.0 Amp.	VF	1.3			V
Maximum DC Reverse Current Ta = 25 °C at Rated DC Blocking Voltage Ta = 100 °C	IR	5.0			μA
	IR(H)	100			μA
Maximum Reverse Recovery Time ( Note 1 )	Trr	150		250	ns
Typical Junction Capacitance ( Note 2 )	CJ	20			pf
Junction Temperature Range	TJ	- 65 to + 150			°C
Storage Temperature Range	TSTG	- 65 to + 150			°C

### Notes :

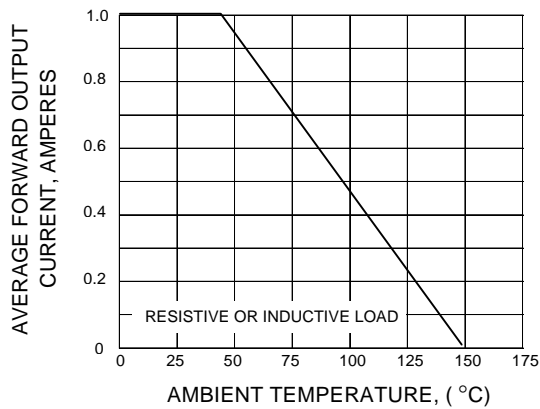
- ( 1 ) Reverse Recovery Test Conditions : IF = 0.5 A, IR = 1.0 A, Irr = 0.25 A.
- ( 2 ) Measured at 1.0 MHz and applied reverse voltage of 4.0 Vdc

## RATING AND CHARACTERISTIC CURVES ( BA157 - BA159 )

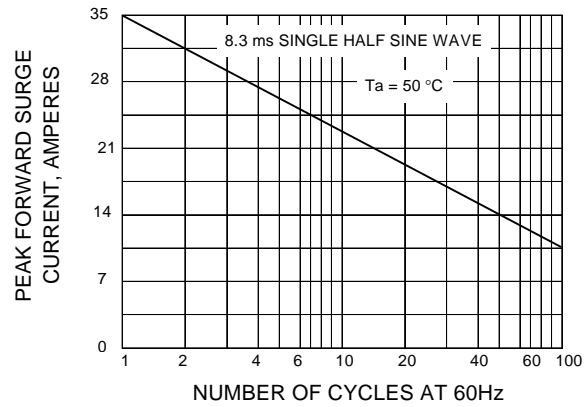
**FIG.1 - REVERSE RECOVERY TIME CHARACTERISTIC AND TEST CIRCUIT DIAGRAM**



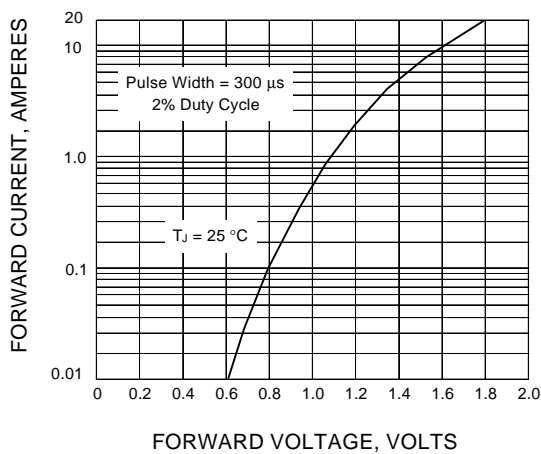
**FIG.2 - DERATING CURVE FOR OUTPUT RECTIFIED CURRENT**



**FIG.3 - MAXIMUM NON-REPETITIVE PEAK FORWARD SURGE CURRENT**



**FIG.4 - TYPICAL FORWARD CHARACTERISTICS**



**FIG.5 - TYPICAL REVERSE CHARACTERISTICS**

