

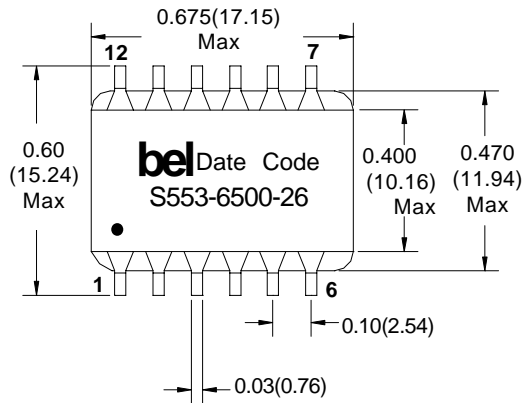
T1/CEPT/ISDN-PR1 TRANSFORMER S553-6500-26

TM0004

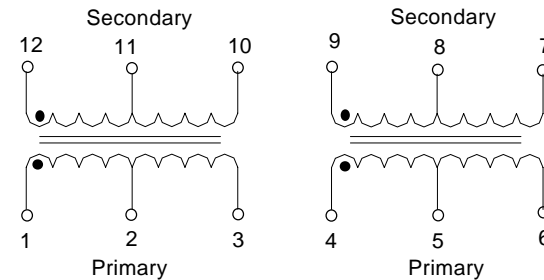
Bel offers a dual, T1, surface mount transformer packaged to provide both transmit and receive transformers. This design is easily customized for other leading transceiver chips by adjusting the turns ratio.

- * Dielectric Strength 1500 VAC.
- * Extended Temperature Range is -40°C to 85°C.

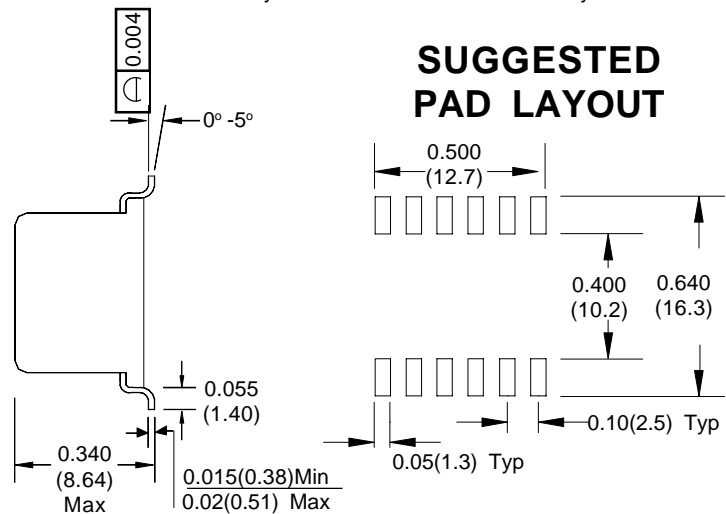
MECHANICALS



SCHEMATIC



SUGGESTED PAD LAYOUT



ELECTRICALS @ 25° C

Part Number	Turns Ratio +/- 2%	
	Pins (10-12):(1-3)	Pins (4-6):(7-9)
S553-6500-26	1CT:1.CT	1CT:2CT

All dimensions are in inches(mm).
Dimension Tolerance is +/-0.01(0.25)
unless otherwise specified.

Part Number	Primary Inductance OCL(mH) Min	Leakage Inductance L _r (μH) Max	Interwinding Capacitance (pF) Max	DCR (ohms) Max				Dielectric Strength (VAC)
	Pins (1-3) and Pins (4-6)	Pins (1-2) and Pins (4-6)	Pins (1,2,3) to Pins (10,11,12) and Pins (4,5,6) to Pins (7,8,9)	Pins (1-3)	Pins (4-6)	Pins (7-9)	Pins (10-12)	
S553-6500-26	1.2	0.8	50	1.0	1.0	1.8	1.0	1500

Dielectric Strength is measured Pins (1,2,3) to Pins (10,11,12) and Pins (4,5,6) to Pins (7,8,9).
Primary Inductance, Leakage Inductance, and Interwinding Capacitance are measured at 100KHz, 0.02VAC.

Corporate Office

Bel Fuse Inc.
198 Van Vorst Street, Jersey City, NJ 07302-4496
Tel: 201-432-0463
Fax: 201-432-9542
E-Mail: BelFuse@belfuse.com
Internet: http://www.belfuse.com

Far East Office

Bel Fuse Ltd.
8F/8 Luk Hop Street
San Po Kong
Kowloon, Hong Kong
Tel: 852-2328-5515
Fax: 852-2352-3706

European Office

Bel Fuse Europe Ltd.
Preston Technology Management Centre
Marsh Lane, Preston PR1 8UD
Lancashire, U.K.
Tel: 44-1772-556601
Fax: 44-1772-888366