



Micro Commercial Components  
 21201 Itasca Street Chatsworth  
 CA 91311  
 Phone: (818) 701-4933  
 Fax: (818) 701-4939

# RGL34A THRU RGL34M

**0.5 Amp  
 Fast Recovery  
 Rectifier  
 50 to 1000 Volts**

## Features

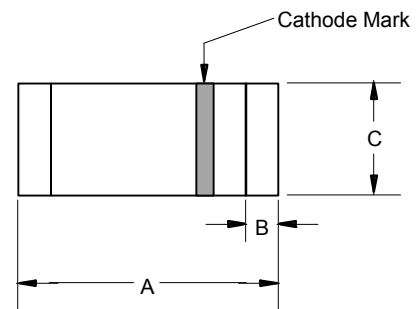
- High Current Capability
- Extremely Low Thermal Resistance
- For Surface Mount Application
- Higher Temp Soldering: 250°C for 10 Seconds At Terminals
- Minimelf Package

## Maximum Ratings

- Operating Temperature: -55°C to +150°C
- Storage Temperature: -55°C to +150°C
- Maximum Thermal Resistance: 150°C/W Junction to Ambient

MCC Catalog Number	Device Marking	Maximum Recurrent Peak Reverse Voltage	Maximum RMS Voltage	Maximum DC Blocking Voltage
RGL34A	----	50V	35V	50V
RGL34B	----	100V	70V	100V
RGL34D	----	200V	140V	200V
RGL34G	----	400V	280V	400V
RGL34J	----	600V	420V	600V
RGL34K	----	800V	560V	800V
RGL34M	----	1000V	700V	1000V

## MINIMELF

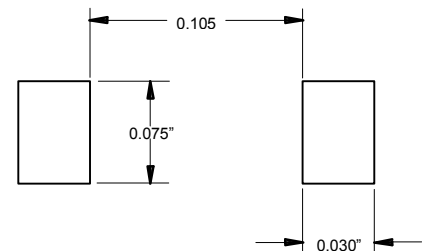


DIM	DIMENSION				NOTE
	INCHES		MM		
	MIN	MAX	MIN	MAX	
A	.134	.142	3.40	3.60	
B	.008	.016	.20	.40	
C	.055	.059	1.40	1.50	

## Electrical Characteristics @ 25°C Unless Otherwise Specified

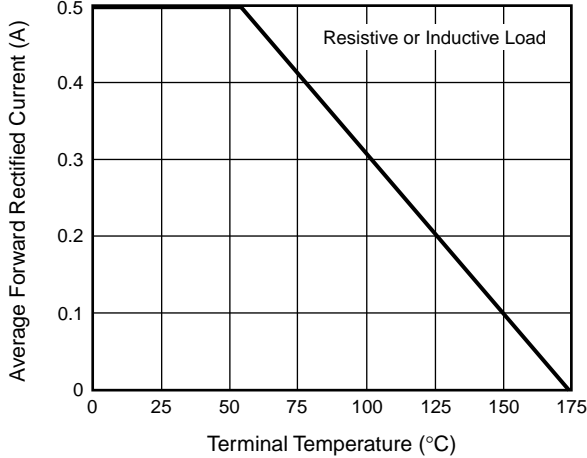
Average Forward Current	$I_{F(AV)}$	0.5A	$T_A=55^\circ\text{C}$
Peak Forward Surge Current	$I_{FSM}$	10.0A	8.3ms half sine
Maximum Instantaneous Forward Voltage	$V_F$	1.3V	$I_{FM}=0.5A$ $T_A=25^\circ\text{C}$
Maximum DC Reverse Current At Rated DC Blocking Voltage	$I_R$	5.0uA 50uA	$T_A=25^\circ\text{C}$ $T_A=125^\circ\text{C}$
Maximum Reverse Recovery Times RGL34A-G RGL34J RGL34K-M	$t_{rr}$	150ns 250ns 500ns	$I_F=0.5A$ $I_R=1.0A$ , $I_{rr}=0.25A$
Typical Junction Capacitance	$C_j$	4pF	Measured at 1.0MHz $V_R=4.0V$

## SUGGESTED SOLDER PAD LAYOUT

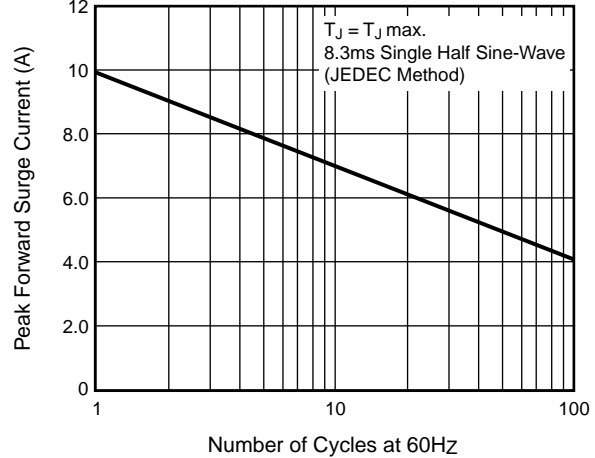


## Ratings and Characteristic Curves (T<sub>A</sub> = 25°C unless otherwise noted)

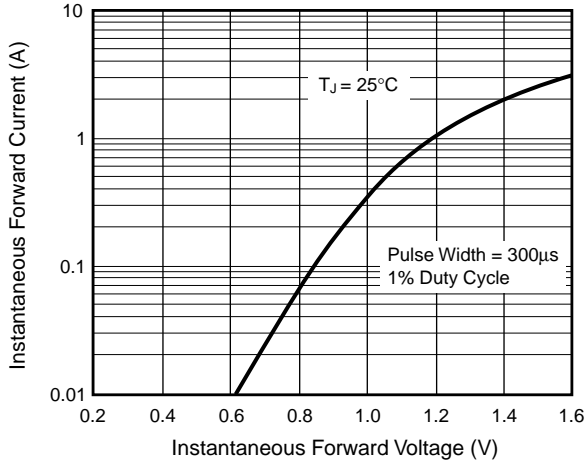
**Fig. 1 – Forward Current Derating Curve**



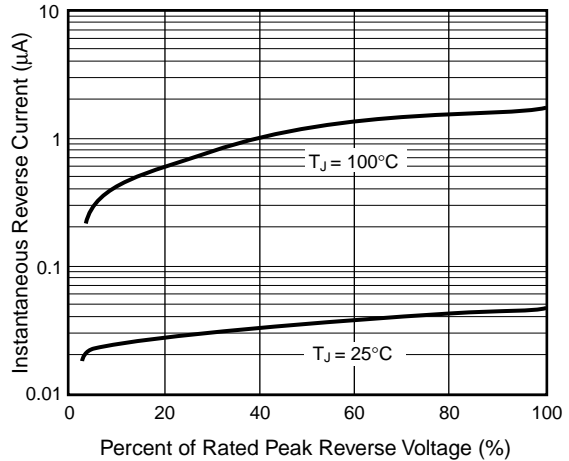
**Fig. 2 – Maximum Non-Repetitive Peak Forward Surge Current**



**Fig. 3 – Typical Instantaneous Forward Characteristics**



**Fig. 4 – Typical Reverse Characteristics**



**Fig. 5 – Typical Junction Capacitance**

